

# FEEL THE PASSION

LIGHTING INNOVATION  
FOR EVERY DRIVER, EVERY DAY



Car & Truck Care  
**C&C**  
Nederland

**strands**<sup>®</sup>  
-lighting division



# TABLE OF CONTENTS

4/5	WHAT'S INSIDE	78/105	WORK LIGHTS
6/7	FUNCTION WARRANTY		82   SIBERIA RED PANDA 80-81, 83   SIBERIA RED TIGER 84-87   UNITY 89   SIBERIA RIGHT VIEW 90   SIBERIA QUBE LIGHT 91   SIBERIA SCENE LIGHT 92-93   9085-SERIES 94-97   ROCK SOLID
8/9	ABOUT STRANDS	106/137	WARNING LIGHTS
10/19	DARK KNIGHT		108-113   SIBERIA NIGHT GUARD 114-117   MONITUM 120-121   AMBRA 128   ULTRA SLIM LIGHTHEADS 136-137   MOUNTING ACCESSORIES
		138/159	TAIL LIGHTS
22/191	SIBERIA		140-143   IZE LED 144-145   IZE LED CLASSIC 148   RED EYE
	22-27   NIGHT RANGER / BUSH RANGER 50-53   LED BAR CURVED SRC / DRC 54-57   LED BAR SR / DR 82   RED PANDA 83   RED TIGER 89   RIGHT VIEW 90   QUBE LIGHT 91   SCENE LIGHT 108-113   NIGHT GUARD 190-191   THE SIBERIA LOOK	160/185	SIDE MARKERS/ POSITION LIGHTS
20/47	DRIVING LIGHTS		162-163   KZ 164-165   810020-SERIES 166-167   VIKING 168-169   SLIM
	22-27   SIBERIA NIGHT RANGER / BUSH RANGER 28-31   AMBASSADOR 32-33   AMBASSADOR LIMITED EDITION 34-35   FRITSLA 37   HUDSON / YUKON 38-39   ALASKA 41   DELTA	175	INTERIOR LIGHTS
48/71	LED BARS	186/187	LICENCE PLATE LIGHTS
	50-53   SIBERIA CURVED SRC / DRC 54-57   SIBERIA SR / DR 58-59   NUUK DIAMOND 60   NUUK BLACK 64-67   ARCUM 68-69   SIDE SHOOTER 70-71   LED BAR KITS	188	LED LIGHT BULBS
		189	REFLECTORS
72/73	MOUNTING ACCESSORIES GUIDE	192/193	SOCIAL MEDIA
74/77	MOUNTING ACCESSORIES	194/195	PASSION-WEAR



# WHAT'S INSIDE

HIGHLIGHTS, PRODUCT  
NEWS AND INSPIRATION



83

## CREATE YOUR OWN STYLE

A completely new kind of lamp with a strong attitude. Meet Siberia Red Tiger. Red and amber position light. Create your own style and combine them. Perfect where you usually don't mount LED-bars, close to your ordinary tail lights, bringing you a one-of-a-kind skill when reversing your vehicle.



10/19

## RELEASE YOUR DARK SIDE

The world's first all-black vehicle lighting series. Dark tinted lenses, dark high-end materials and components. A sophisticated look, day and night.

34/35

## THE ALL-NEW FRITSLA

The drivers' favorite lamp – Fritsla driving light – now available in an updated version. The position light comes with a dual function, choose between amber and white light.



82

## THE LOOK OF RED

Get that unique expression. Siberia Red Panda is a statement work light that provides great power. Comes with the characteristic Siberia position light, choose color between red or amber.

22/26

## REDEFINING THE STANDARDS

Keep your passion alive and make it visible. Siberia Night Ranger. Bold, breathtaking design. Dual position light. Massive light output. Outstanding protection, all night long.



108/113

## IT'S NOT A LAMP, IT'S A NIGHT GUARD

You can now fit all your lighting needs into one single lamp. An extremely powerful warning light that also provides an unbeatable high beam. Embrace the simplicity and give yourself a night guard with the highest level of reliability.





# WE OFFER PEACE OF MIND

Except from design, quality and performance we're giving you safety. A unique function warranty – from three to six years. This includes all products from Strands Lighting Division. The warranty covers faults that can be related to the manufacturing process, the material or assembly.



FUNCTION WARRANTY  
THREE TO SIX YEARS



# FEEL THE PASSION



Lighting innovation. For every driver, every day. Strands develop and manufacture vehicle lighting now and for the future. Our vision is to make you feel our passion. Regardless if you are in contact with our first-class customer service or mounting a new innovative product.

Strands Lighting Division is Europe's fastest growing brand in the industry. Our passion is your passion. We want to give you a driving experience out of the ordinary – no matter what your needs are. We want you to be able to work safely with full capacity regardless of environment or time of day.

Above all, we want to provide you with lighting that do not compromise in any area. Function, performance and design in everything we do. Many years of experience and close cooperation with professionals makes this possible.

We always work with our origin in the development process. The tough Scandinavian road conditions. Those that cause

the hardest strain on our vehicles and to our vehicle lighting. We are talking about extreme temperatures, salted roads, sudden temperature changes and other challenges.

**UNIQUE FUNCTION WARRANTY**

Except from design, quality and performance we're giving you a unique safety. A function warranty – from three to six years. This includes all products from Strands Lighting Division.

Strands want and dare to go first with a constant drive to change the market. Without our passion we are nothing. It is our background and helps us take new steps into the future.



PAGE 10-19

# DARK KNIGHT

---

Introducing the next chapter in the innovative history of Strands Lighting Division. Release your dark side with the world's first all-black vehicle lighting series. Dark Knight is an exclusive interpretation of your most confident night drive. Drive through the night and feel free, feel like yourself. The all-black armor is the hallmark of Dark Knight. Dark tinted lenses, dark high-end materials and components. A sophisticated look, day and night. All packed with the power of an unstoppable knight.





**DARK  
KNIGHT**  
*NUUK*

We refined the features to make the most of design, power and technology creating the Dark Knight upgrade of Nuuk. Nuuk Black comes with a dark tinted lens and a black house. The all-black look and the high-quality details brings a desired exclusivity. The new light beam takes it to an even higher level, providing more exceptional driving experiences than ever. With no distracting elements, nothing will get in the way for a striking drive.

1 LUX AT  
458 METERS

Part No. 809156  
**NUUK BLACK LED BAR 14’’**

Consumption: 64W, Theoretical lumen: 8800, Actual  
lumen: 7500, 1 lux @ 345m, E-approved: ECE R112, Ref: 30

Part No. 809157  
**NUUK BLACK LED BAR 20’’**

Consumption: 99W, Theoretical lumen: 13200, Actual  
lumen: 11200, 1 lux @ 458m, E-approved: ECE R112, Ref: 40

More information on page 60



**DARK  
KNIGHT**  
*IZE LED*

The revolutionary IZE LED series is now being expanded.  
Dark Knight is an exclusive interpretation of your most confident  
night drive. An exclusive, all-black version. A dark tinted lens.  
A dark chrome ring. The gorgeous finishing touch that completes  
your vehicle in a way that is simply you.



Part No. 800620

**IZE LED TAIL LIGHT 2 FUNCTIONS**

Functions: Tail- and brake light, E-approved: ECE R7



Part No. 800621 (left) / 800622 (right)

**IZE LED TAIL LIGHT 3 FUNCTIONS**

Functions: Tail light with dynamic start up function, brake light, dynamic indicator,  
E-approved: ECE R6, R7, R48 type D



Part No. 800623

**IZE LED TAIL LIGHT 1 FUNCTION**

Functions: Indiactor, E-approved: ECE R6



Part No. 800624

**IZE LED TAIL LIGHT 2 FUNCTIONS**

Functions: Reverse- and fog light, E-approved: ECE R23, R38



**DARK  
KNIGHT**  
*VIKING*

Forget the classic look. You only need one glance to realize that Viking Dark Knight is all about pushing traditional lighting boundaries. Dark tinted lenses. All-black minimalism. Here to redefine the side marker and position light category. Made to satisfy the most passionate drivers, both in darkness and daylight.



Part No. 800409

**VIKING POSITION LIGHT *LED***

Functions: *Position light*, Pcs of LEDs: 6, Color lens: *Clear smoked*, Color LED: *White*, E-approved: *ECE R7*

*More information on page 166*

Part No. 800408

**VIKING SIDE MARKER *LED***

Functions: *Side marker*, Pcs of LEDs: 6, Color lens: *Clear smoked*, Color LED: *Amber*, E-approved: *ECE R91*

Part No. 800410

**VIKING POSITION LIGHT *LED***

Functions: *Position light*, Pcs of LEDs: 6, Color lens: *Clear smoked*, Color LED: *Red*, E-approved: *ECE R7*

Part No. 800412 *Cone*, 800413 *Long*, 800414 *Short*

**VIKING RUBBER ARM**

**DARK  
KNIGHT**  
*SLIM*

Discover an appearance you never knew existed. This slim lighting family makes a bigger impression than the size and low profile suggests. It's the little dark lighting detail that makes the big things happen. The all-new Dark Knight look is here to suit your subtle and sleek style, without compromising on the light safety you need to feel free.



**Part No. 800334**  
**INDICATOR** *SLIM LED*

Functions: *Indicator*, Pcs of LEDs: 12, Color lens: *Clear smoked*, Color LED: *Amber*, E-approved: *ECE R6*

**Part No. 800333**  
**POSITION LIGHT** *SLIM LED*

Functions: *Position light*, Pcs of LEDs: 9, Color lens: *Clear smoked*, Color LED: *Red*, E-approved: *ECE R7*

**Part No. 800335**  
**TAIL-/ BRAKE LIGHT** *SLIM LED*

Functions: *Tail- and brake light*, Pcs of LEDs: 12, Color lens: *Clear smoked*, Color LED: *Red*, E-approved: *ECE R7*

**Part No. 800332**  
**SIDE MARKER** *SLIM LED*

Functions: *Side marker*, Pcs of LEDs: 3, Color lens: *Clear smoked*, Color LED: *Amber*, E-approved: *ECE R91*

**Part No. 800331**  
**POSITION LIGHT** *SLIM LED*

Functions: *Position light*, Pcs of LEDs: 3, Color lens: *Clear smoked*, Color LED: *Red*, E-approved: *ECE R7*

**Part No. 800330**  
**POSITION LIGHT** *SLIM LED*

Functions: *Position light*, Pcs of LEDs: 3, Color lens: *Clear smoked*, Color LED: *White*, E-approved: *ECE R7*



PAGE 20-47

# DRIVING LIGHTS

---

If you once experienced powerful driving lights with optimal visibility, you will never go back to basic. Strands Lighting Division develop and manufacture driving lights that help you relax and enjoy driving during the darkest hours. Design, performance and quality surpasses even the highest expectations. No matter which one of the driving lights you choose, you are guaranteed at least three years function warranty.



LEGENDARY LIGHT OUTPUT

Siberia gives you efficiency at completely new levels on all roads and in all conditions. The power of the LED diodes extends the field of view in an optimized light beam.

DUAL POSITION LIGHT

Amber or white? Choose the color that states your style and personality. The Siberia position light provides an outstanding light effect, perfectly positioned in a circle with a breaking line in the middle.



TWO MODELS

Choose between Siberia Night Ranger, standard and spot (clear lens) and Siberia Bush Ranger (yellow lens). Models available in 7" and 9".

COMBO OR SPOT BEAM

Night Ranger comes in two beam patterns. The standard version with combo beam extends the view in a perfect balance of length and width. The spot beam focuses on intense length. Mounting examples: 2 pcs Siberia NR Spot provides 1 lux at 1300 meters. 2 pcs Siberia NR Combo + 1 Spot in between – performs 1 lux at 1100 meters.

SIBERIA  
NIGHT RANGER AND  
BUSH RANGER

See and feel the sensations of Siberia driving lights. Night Ranger and Bush Ranger. Bold, breathtaking design. Dual position light. Carefully considered details which takes your vehicle into full glory – beyond your highest expectations. The massive light output revolutionizes the enjoyment of driving. Outstanding protection, all night long.



Use the QR-code and check out the product video.







6 x SIBERIA  
NIGHT RANGER  
SPOT 9"

5 x SIBERIA  
NIGHT RANGER  
STANDARD 9"

”

**SNOW STAKES ARE  
VISIBLE AT INCREDIBLE  
2 KM DISTANCE**

AMBASSADOR FREDRIK HULTMAN ABOUT  
SIBERIA NIGHT RANGER'S LIGHT BEAM

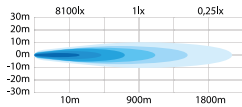
NEW

SPOT BEAM EDITION  
DUAL POSITION LIGHT



Part No. 809200  
SIBERIA NIGHT RANGER SPOT 9''

1 lux at 900 meters.

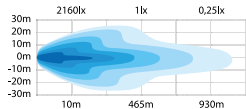


NEW

DUAL POSITION LIGHT



Part No. 809188  
SIBERIA NIGHT RANGER 9''

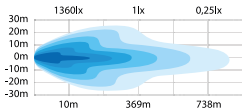


NEW

DUAL POSITION LIGHT



Part No. 809187  
SIBERIA NIGHT RANGER 7''

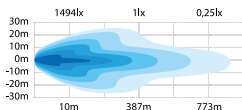


NEW

DUAL POSITION LIGHT



Part No. 809190  
SIBERIA BUSH RANGER 9''

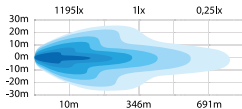


NEW

DUAL POSITION LIGHT



Part No. 809189  
SIBERIA BUSH RANGER 7''



PART NO.	809200	809188	809187
VOLTAGE	9-35V DC	9-35V DC	9-35V DC
CONSUMPTION	145W	145W	70W
THEORETICAL LUMEN	14 280	20 400	9600
ACTUAL LUMEN	10 485	13 377	6467
1 LUX @	900m	465m	369m
IP-CLASS	IP67/IP69K	IP67/IP69K	IP67/IP69K
BEAM PATTERN	Spot	Combo	Combo
POSITION LIGHT	Yes, white and amber	Yes, white and amber	Yes, white and amber
CONNECTION	DT-4	DT-4	DT-4
CABLE LENGTH	500mm	500mm	500mm
MATERIAL HOUSING	Aluminium	Aluminium	Aluminium
MATERIAL LENS	Polycarbonate	Polycarbonate	Polycarbonate
DIAMETER	228,6mm	228,6mm	178mm
DEPTH	86,7mm	86,7mm	78,2mm
HEIGHT INCLUDING BRACKET	249,3mm	249,3mm	194,7mm
OPERATING TEMPERATURE	-20°C · +45°C	-20°C · +45°C	-20°C · +45°C
E-APPROVED	No	ECE R112, R7	ECE R112, R7
REF	–	30	20
EMC-CERTIFICATE	ECE R10	ECE R10	ECE R10

PART NO.	809190	809189
VOLTAGE	9-35V DC	9-35V DC
CONSUMPTION	145W	70W
THEORETICAL LUMEN	20 400	9600
ACTUAL LUMEN	11 515	3584
1 LUX @	387m	346m
IP-CLASS	IP67/IP69K	IP67/IP69K
BEAM PATTERN	Combo	Combo
POSITION LIGHT	Yes, white and amber	Yes, white and amber
CONNECTION	DT-4	DT-4
CABLE LENGTH	500mm	500mm
MATERIAL HOUSING	Aluminium	Aluminium
MATERIAL LENS	Polycarbonate	Polycarbonate
DIAMETER	228,6mm	178mm
DEPTH	86,7mm	78,2mm
HEIGHT INCLUDING BRACKET	249,3mm	194,7mm
OPERATING TEMPERATURE	-20°C · +45°C	-20°C · +45°C
E-APPROVED	No	No
EMC-CERTIFICATE	ECE R10	ECE R10



www.strands.se  
www.strandseurope.com



www.strands.se  
www.strandseurope.com



## THE PRO'S FIRST CHOICE

As the name suggests, Ambassador is very powerful – built with unique components, which you don't find anywhere else. Designed in Sweden and developed in Europe. The massive light output surpasses the highest of expectations, pushing out 1 lux at 1007 meters – making your driving experience more relaxed and passionate than ever.



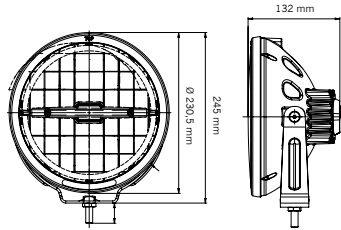


DUAL POSITON LIGHT

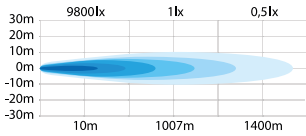


Part No. 270922  
AMBASSADOR 9” DRIVING LIGHT LED

The professional drivers first choice. Ambassadors light beam exceeds everything you seen and literally turns night into day on a long distance, pushing out 1 lux at 1007 meters. Designed in Sweden and manufactured in Europe. All the components are unique, specifically designed for Ambassador. Comes with exciting features – dual position light and a Nitto Denko breathing function that keep moisture away. The lens is made of unbreakable polycarbonate that has been sent for treatment in Germany to be extremely durable against stone shoots and scratches.



Voltage	10-32V DC	Cable length	3000mm
Consumption	70W	Material housing	Aluminium
Theoretical lumen	5535	Material lens	Polycarbonate
Actual lumen	4040	Diameter	230,5mm
1 lux @	1007m	Depth	132mm
IP-class	IP68	Height including bracket	245mm
Beam pattern	Spot	Operating temperature	-40°C - +40°C
Position light	Yes, white and amber	E-approved	No
Connection	Cable	EMC-certificate	ECE R10



Use the QR-code and check out the product video.



DUAL POSITION LIGHT

Choose between amber or white color to express your personal style.

MOISTURE-RESISTANT

Nitto Denko breathers at the back transports moisture away from the lamp, which increases the durability.

EXTREME LIGHT BEAM

The light beam exceeds high expectations and literally turns night into day on a long distance. 1 lux at 1007 meters.

UNIQUE HOUSING

Equipped with an aluminium housing that successfully resists corrosion, perfect for tough climate conditions.

ANTI-SCRATCH

The PC-lens comes with the highest standard of anti-scratch treatment providing great visibility.





Part No. 270924  
*LIMITED EDITION*  
**AMBASSADOR DRIVING LIGHT 9" LED**

Voltage: 10-32V DC, Consumption: 67W, Theoretical lumen: 5535, Actual lumen: 3879, 1 lux @ 643m, IP-class: IP66/IP68, Beam pattern: Spot, Position light: Yes, *white and amber*, Connection: Cable, Cable length: 3000mm, Material housing: *Aluminium*, Material lens: *Polycarbonate*, Diameter: 230,5mm, Depth: 132mm, Height including bracket: 245mm, Operating temperature: -40°C - +40°C, E-approved: No, EMC-certificate: *ECE R10*



**YELLOW LENS**

Get that statement look. Our established Ambassador driving light now comes in a limited edition with yellow lens.

**CUSTOMIZE YOUR STYLE**

Choose between chrome or black colored trim/ring – both are included.





COMBO BEAM

A safe driving experience thanks to the perfect combination of length and width. The combo light beam is well suited for varied driving – country roads, forest roads and motorways.

DUAL POSITION LIGHT

Amber or white? Choose which color that states your style. Regardless of choice – the dual position light gives you an outstanding light effect, perfectly positioned in the shape of a star.

HIGH QUALITY MATERIAL

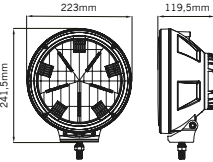
The lens is made of transparent PC (polycarbonate), an extremely resistant material with good light transmission that protects the diodes from scratches and harsh weather. The durable aluminum housing withstands salt and other stresses.

NEW FEATURE  
DUAL POSITION LIGHT


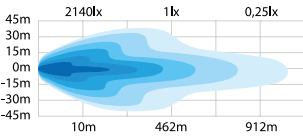


Part No. 270926  
FRITSLA 9” DRIVING LIGHT LED

A living legend with an updated position light. Around the world and under the most tough conditions, Fritsla is the first choice of driving light for many professionals. The appealing 5 LED position light can now be personalized – the dual function makes it possible to choose between white and amber color. Fritsla will start at full power immediately and most important – it provides optimum illumination. The light beam is a combination of length and width, which gives you increased safety.

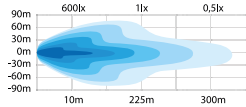


Voltage	9-33V DC	Material housing	Aluminium
Consumtion	37W	Material lens	Polycarbonate
Theoretical lumen	3500	Diameter	223mm
Actual lumen	3000	Depth	119,5mm
1 lux @	462m	Height including bracket	241,5mm
IP-class	IP68	Operating temperature	-40°C - +60°C
Beam pattern	Combo	E-approved	ECE R112
Position light	Yes, white and amber	Ref	37,5
Cable length	2000mm	EMC-certificate	ECE R10



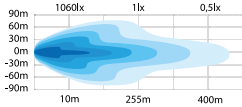


POSITION LIGHT



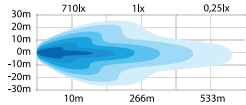
Part No. 270914  
SALA 7'' DRIVING LIGHT LED

POSITION LIGHT



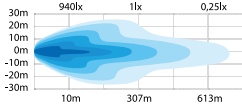
Part No. 270913  
SVEG 9'' DRIVING LIGHT LED

POSITION LIGHT



Part No. 270918  
HESTRA 7'' DRIVING LIGHT LED

POSITION LIGHT



Part No. 270919  
BODA 9'' DRIVING LIGHT LED

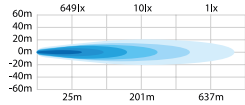
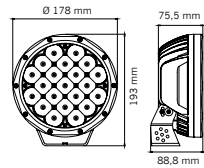
PART NO.	270914	270913	270918	270919
VOLTAGE	10-32V DC	10-32V DC	9-32V DC	9-32V DC
CONSUMPTION	36,5W	49W	30W	68W
THEORETICAL LUMEN	3000	4500	4050	6750
ACTUAL LUMEN	2400	3800	2495	4152
1 LUX @	225m	255m	266m	307m
IP-CLASS	IP67	IP67	IP67/IP69K	IP67/IP69K
BEAM PATTERN	Combo	Combo	Combo	Combo
POSITION LIGHT	Yes	Yes	Yes	Yes
CABLE LENGTH	500mm	500mm	520mm	520mm
MATERIAL HOUSING	Aluminium	Aluminium	Aluminium	Aluminium
MATERIAL LENS	Polycarbonate	Polycarbonate	Polycarbonate	Polycarbonate
DEPTH	94mm	90,5mm	70,5mm	73,5mm
HEIGHT INCLUDING BRACKET	205,5mm	260,7mm	220mm	279mm
DIAMETER	170mm	222,4mm	177,8mm	228,6mm
OPERATING TEMPERATURE	-45°C · +65°C	-45°C · +65°C	-20°C · +50°C	-20°C · +50°C
E-APPROVED	ECE R112, R7	ECE R112, R7	ECE R112	No
REF	12,5	17,5	45	-
EMC-CERTIFICATE	ECE R10	ECE R10	ECE R10	ECE R10

Part No. 270908

HUDSON 7'' DRIVING LIGHT LED

Hudson provides 6480 lumen and 1 lux at 637 meters. Weighs only 1,5 kg. The light experience is out of the ordinary, delivering great visibility and safety. The beam pattern is developed for long narrow roads – useful in any context where plenty of length is needed. Extremely durable, rated according to IP68. Extremely affordable – there is no need for HID conversion. Hudson gives you three times the light for the same price. Easy to install, comes with a cable of 500 mm and DT-connector.

Voltage	9-32V DC
Consumption	90W
Theoretical lumen	6480
Actual lumen	6435
1 lux @	637m
IP-class	IP68
Beam pattern	Spot
Position light	No
Connection	DT
Cable length	500mm
Material housing	Aluminium
Material lens	Polycarbonate
Diameter	178mm
Depth	75,5/88,8mm
Height including bracket	193mm
Operating temperature	-35°C · +45°C
E-approved	No
EMC-certificate	ECE R10



1 LUX AT 637 METERS



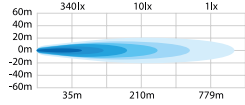
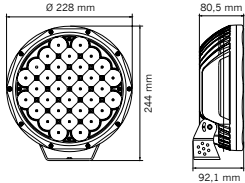
Use the QR-code and check out the product video.

Part No. 270907

YUKON 9'' DRIVING LIGHT LED

No unnecessary functions, this is pure power. Yukon provides 7860 lumen and 1 lux at 779 meters. The beam pattern is optimal for long narrow roads – or in any other environment where the driver requires plenty of light length. Rated according to IP68, can withstand temperature changes, salted roads, rain and debris. With Yukon there is no need for HID conversion. The lamp provides three times the light for the same price. Easy to install, comes with a cable of 500 mm and DT-connector.

Voltage	9-32V DC
Consumption	115W
Theoretical lumen	7860
Actual lumen	7693
1 lux @	779m
IP-class	IP68
Beam pattern	Spot
Position light	No
Connection	DT
Cable length	500mm
Material housing	Aluminium
Material lens	Polycarbonate
Diameter	228mm
Depth	80,5/92,1mm
Height including bracket	244mm
Operating temperature	-35°C · +45°C
E-approved	No
EMC-certificate	ECE R10



1 LUX AT 779 METERS



Use the QR-code and check out the product video.

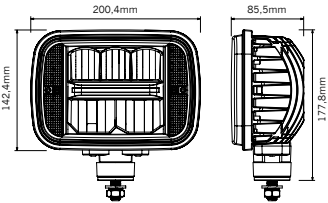


AUTOMATIC HEATING LENS




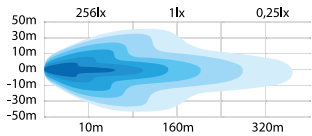
MAXIMUM VISIBILITY IN ANY WEATHER

Reimagine how a snow plow lamp works and looks. Alaska is all about the combination – design and high technology features. Comes with a heating lens that provides maximum visibility in any weather. The feature is automatic, starts at 5°C and keeps snow and ice away from the lens – without any manual handling by the driver.



Part No. 270708  
ALASKA SNOW PLOW DRIVING LIGHT LED

Voltage	9-32V DC	Cable length	500mm
Consumption	21W	Material housing	Aluminium
Theoretical lumen	3000	Material lens	Glass
Actual lumen	1380	Length	200,4mm
1 lux @	160m	Depth	85,5mm
IP-class	IP67/IP69K	Height	142,4mm
Beam pattern	Combo	Height including bracket	177,8mm
Functions	High beam, low beam, position light, indicator, automatic heating lens.	Operating temperature	-30°C - +45°C
Connections	DT-6	E-approved	ECE R6, R7, R112
		Ref	17,5
		EMC-certificate	ECE R10



Use the QR-code and check out the product video.



www.strands.se  
www.strandseurope.com

ALL IN ONE

Comes with the following functions: low beam, high beam, position light and indicator. Fully E-approved with reference number 17,5.

HEATING LENS

The thermostat control is automatic, starts at 5°C and keeps snow and ice away from the lens – without any handling by the driver.



MODERN DESIGN

Slim design and elegant shape. The appealing position light adds another dimension to the overall impression.

UNIVERSAL

Choose between mounting on the left or the right side of the vehicle. Several mounting options. The bracket can either be mounted on the back or the bottom of the lamp.



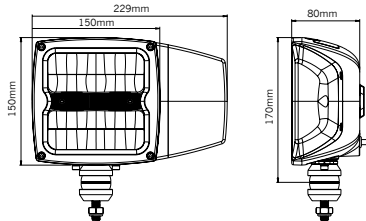
# A SNOW MELTING AND ANTI-ICE SYSTEM



The heating lens counteracts and prevents snow and ice from standing in your way from maximum visibility. For example, if the lamp is used when it is -25°C, and has 5 mm ice on the lens, the lens temperature will be -1°C after five minutes, 15°C after ten minutes and reaches the highest temperature of 68°C after one hour.

This driving light comes with the following functions: low beam, high beam, position light, indicator and is fully E-approved with reference number 17,5. It is a complete lamp that replace headlights and indicators blocked by the plow assembly.

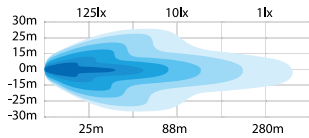
The indicator module can be moved between the right and left side, which makes the lamp universal.



Part No. 270710  
**SNOW PLOW DRIVING LIGHT LED**

Voltage	12-30V DC
Consumption	42W
Theoretical lumen	3600
Actual lumen	2900
1 lux @	280m
IP-class	IP68
Beam pattern	Combo
Functions	High beam, low beam, position light, indicator, heating lens
Position light	Yes
Connection	DT

Cable length	300mm
Material housing	Aluminium
Material lens	Hardened glass
Length	229mm
Depth	80mm
Height	150mm
Operating temperature	-40°C - +60°C
E-approved	ECE R112, R7, R6
Ref	17,5
EMC-certificate	ECE R10



Use the QR-code and check out the product video.



# 1 LUX AT 430 METERS DUAL POSITION LIGHT


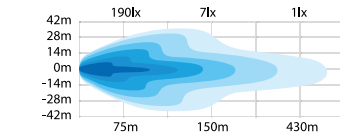
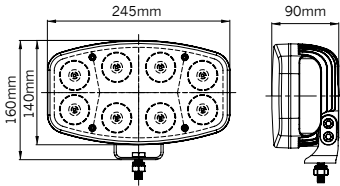


Part No. 270699  
**DELTA DRIVING LIGHT LED**

Delta promises both quality and powerful light performance. 8416 lumens and 1 lux at 430 meters. It is E-approved according to ECE R112 with reference number 25. It comes with a dual LED position light, choose between amber or white color. The position light is placed in a line, in the center of the lamp.

Voltage	12-48V DC
Consumption	66W
Theoretical lumen	8416
Actual lumen	6200
1 lux @	430m
IP-class	IP67
Beam pattern	Combo
Position light	Yes, white and amber
Connection	DTM-3
Cable length	450mm

Material housing	Aluminium
Material lens	Polycarbonate
Length	245mm
Depth	90mm
Height	140mm
Height including bracket	160mm
Operating temperature	-35 - +45°C
E-approved	ECE R112
Ref	25
EMC-certificate	ECE R10





”

## DETAILS IS MY PASSION

STRANDS AMBASSADOR, JESPER OLOVSSON

---



### DELTA DRIVING LIGHT LED

Part No. 270699 | [More information on page 41](#)

### SIBERIA DR LED BAR

Part No. 809179–809184 | [More information on page 57](#)



LED POSITION LIGHT  
ANGEL-EYE



Part No. 270774  
VISBY 9" HALOGEN/LED

LED POSITION LIGHT



Part No. 270902  
OMEGA DRIVING LIGHT HALOGEN/LED

SPOT



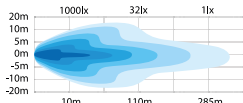
Part No. 270772-P  
LJUSDAL 9" HALOGEN

FLOOD

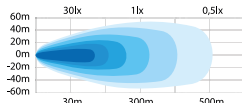


Part No. 270772  
LJUSDAL 9" HALOGEN

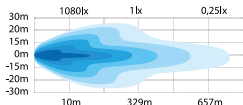
POSITION LIGHT  
ANGEL-EYE



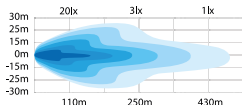
Part No. 809077  
FLOBY 8" LED



Part No. 270770-N  
NARVIK 9" HID/XENON



Part No. 270773  
BREMEN 9" HID/XENON



Part No. 270921  
SKENE 9" LED

PART NO.	270774	270902	270772-P	270772
VOLTAGE	12-24V DC	12-24V DC	12-24V DC	12-24V DC
CONSUMPTION	55/70W	55/70W	55/70W	55/70W
WATT POSITION LIGHT	–	8	–	–
TYPE OF BULB	H7	H7	H7/T10	H7/T10
IP-CLASS	IP65	IP65	IP56	IP56
BEAM PATTERN	Combo	Combo	Spot	Flood
POSITION LIGHT	Yes	Yes	Yes	Yes
CONNECTION	Cable	–	Cable	Cable
CABLE LENGTH	150mm	230mm	150mm	150mm
MATERIAL HOUSING	Plastic	Nylon + fiber	Plastic	Plastic
MATERIAL LENS	Hardened glass	Hardened Glass	Hardened glass	Hardened glass
LENGTH	–	248,55mm	–	–
DEPTH	118,72mm	108,54mm	121,99mm	121,99mm
HEIGHT	–	141,25mm	–	–
HEIGHT INCLUDING BRACKET	242mm	161,14mm	243,57mm	243,57mm
DIAMETER	220mm	–	223,7mm	223,7mm
OPERATING TEMPERATURE	-40°C · + 40°C	-40 · +85°C	-40°C · + 40°C	-40°C · + 40°C
E-APPROVED	ECE R112, R7	ECE R112, R7	No	ECE R112, R7
REF	25	25	–	25
EMC-CERTIFICATE	ECE R10	ECE R10	–	–

PART NO.	809077	270770-N	270773	270921
VOLTAGE	9-32V DC	9-36V DC	9-36V DC	12-24V DC
CONSUMPTION	100,5W	35W	35W	25W
THEORETICAL LUMEN	10800	–	–	–
ACTUAL LUMEN	9180	–	–	–
1 LUX @	285m	300m	329m	430m
IP-CLASS	IP68	IP56	IP56	IP68
BEAM PATTERN	Combo	Flood	Combo	Combo
POSITION LIGHT	Yes	Yes	Yes	Yes
CONNECTION	DT-3	Cable	Cable	Cable
CABLE LENGTH	300mm	4900mm	2000mm	3000mm
MATERIAL HOUSING	Aluminum	Aluminium alloy	Plastic	Aluminium
MATERIAL LENS	Polycarbonate	Hardened glass	Hardened glass	Polycarbonate
DEPTH	95,9mm	147,30mm	134,21mm	132mm
HEIGHT INCLUDING BRACKET	230,2mm	243,61mm	248,42mm	245mm
DIAMETER	208mm	223,82mm	224,04mm	230,5mm
OPERATING TEMPERATURE	-40°C · +85°C	-40°C · +40°C	-40°C · + 40°C	-40°C · +40°C
E-APPROVED	ECE R112	ECE R98, R7	ECE R98, R7	ECE R112, R7
REF	25	37,5	25	50
EMC-CERTIFICATE	ECE R10	ECE R10	ECE R10	ECE R10



SUITABLE FOR  
SCANIA R-SERIES



Part No. 270911  
**HOUSING** *LEFT + RIGHT*

Suitable with part no. 270910.

Material housing	Plastic
Depth	115mm
Height including bracket	150mm
Diameter	160mm

SUITABLE FOR  
SCANIA R-SERIES



Part No. 270910  
**DRL LED** *LEFT + RIGHT*

Suitable with part no. 270911.

Voltage	9-33V DC	Depth	124mm
Consumption	2x5W	Height including bracket	169mm
IP-class	IP67	Diameter	155mm
Cable length	5000mm	Operating temperature	-30°C - +45°C
Material housing	Aluminium	E-approved	ECE R7, R87
Material lens	Hardened glass	EMC-certificate	ECE R10



SUITABLE FOR  
SCANIA R-SERIES



Part No. 270915  
**FOG LIGHT** *LED LEFT + RIGHT*

Voltage	9-36V DC	Width	151mm
Consumption	2x12,7W	Depth	143mm
IP-class	IP64	Height	157mm
Cable length	150mm	Operating temperature	-40°C - +40°C
Material housing	Aluminum	E-approved	ECE R19
Material lens	Hardened glass	EMC-certificate	ECE R10
Length	157mm		




SUITABLE FOR  
SCANIA R-SERIES



Part No. 270916  
**DRIVING LIGHT** *LED LEFT + RIGHT*

Voltage	9-36V DC	Length	153mm
Consumption	2x12,7W	Width	140mm
Theoretical lumen	2x1600	Depth	125mm
Actual lumen	2x1200	Height	153mm
1 lux @	247m	Diameter	98,3mm
IP-class	IP64	Operating temperature	-40°C - +40°C
Beam pattern	Combo	E-approved	ECE R112
Cable length	150mm	Ref	2x17,5
Material housing	Aluminum	EMC-certificate	ECE R10
Material lens	Hardened glass		



Part No. 280801  
**LED CONVERSION KIT** *H1*



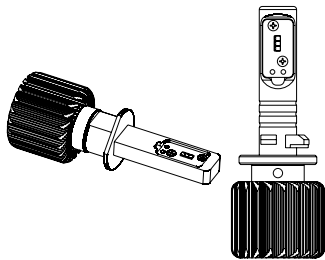
Part No. 280803  
**LED CONVERSION KIT** *H3*



Part No. 280804  
**LED CONVERSION KIT** *H4*



Part No. 280807  
**LED CONVERSION KIT** *H7*



## LED CONVERSION KITS

Get both a sleek look and improved visibility for safer driving at night with these LED conversion kits. This set of LED light bulbs are ultra-bright, giving you up to 4000 theoretical lumens of a white, more intense light than conventional halogen bulbs. Easy and simple installation. Plug and play.

PART NO.	280801	280803	280804	280807
VOLTAGE	12-24V DC	12-24V DC	12-24V DC	12-24V DC
WATT	2x12	2x12	2x20	2x20
THEORETICAL LUMEN	2x2000	2x2000	2x2000	2x2000
ACTUAL LUMEN	2x1389	2x1389	2x1534	2x1641
IP-CLASS	IP65	IP65	IP65	IP65
COLOR TEMPERATURE	6500K	6500K	6500K	6500K
OPERATING TEMPERATURE	-20°C - +50°C	-20°C - +50°C	-20°C - +50°C	-20°C - +50°C
E-APPROVED	No	No	No	No
EMC-CERTIFICATE	ECE R10	ECE R10	ECE R10	ECE R10





PAGE 48-71

# LED BARS

---

A row of light with lots of possibilities. Ideal to not only enhance your safety but also the appearance of your vehicle. Mount it on the roof, under or above the registration plate or behind the grill. The modern and discreet design is outstanding for the overall impression. Especially when the lights are on. Choose between curved or straight shape. The linear alignment spreads the light over a wide area, providing effective visibility over significant distances.

WORLD-CLASS POWER

The optimized light beam open to provide very effective illumination. Extreme width, without losing length – ensuring you arrive at your destination in safety and comfort.

SEAMLESS FIT

The rounded design fits perfectly on vehicles with a curved front. Siberia enhances the impression of your vehicle, like it has always been a part of the original look.

FOUR SIZES – TWO MODELS

Comes in 22", 32", 42" and 50". Available in single row and double row.

DISCOVER  
THE NEW CURVED

The revolutionary Siberia LED bar family is growing. Let yourself be enchanted by the all-new Siberia Curved. An arched shape, appealing from all angles – even during the bright hours of the day. Pioneering design, exclusive

materials and incredible light capacity. Siberia Curved offers an optimized light beam that provides maximum width, without losing length. Make your own mark and choose between amber and white position light.

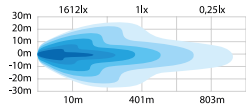




DUAL POSITION LIGHT



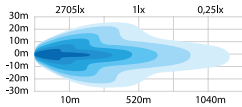
Part No. 809192  
SIBERIA SRC LED BAR 22"



DUAL POSITION LIGHT



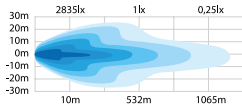
Part No. 809193  
SIBERIA SRC LED BAR 32"



DUAL POSITION LIGHT



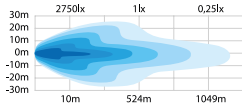
Part No. 809194  
SIBERIA SRC LED BAR 42"



DUAL POSITION LIGHT



Part No. 809195  
SIBERIA SRC LED BAR 50"



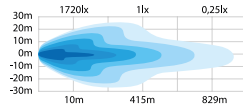
PART NO.	809192	809193	809194	809195
VOLTAGE	10-40V DC	10-40V DC	10-40V DC	10-40V DC
CONSUMPTION	65W	146W	199W	241W
THEORETICAL LUMEN	8000	12000	16000	19200
ACTUAL LUMEN	4500	8039	9472	11146
1 LUX @	401m	520m	532m	524m
IP-CLASS	IP67/IP69K	IP67/IP69K	IP67/IP69K	IP67/IP69K
BEAM PATTERN	Combo	Combo	Combo	Combo
POSITION LIGHT	Yes, white and amber	Yes, white and amber	Yes, white and amber	Yes, white and amber
CONNECTION	DT-4	DT-4	Cable	Cable
CABLE LENGTH	500mm	500mm	2500mm	2500mm
MATERIAL HOUSING	Aluminium	Aluminium	Aluminium	Aluminium
MATERIAL LENS	Polycarbonate	Polycarbonate	Polycarbonate	Polycarbonate
LENGTH	559,43mm	815,71mm	1070,35mm	1272,73mm
DEPTH	55,5mm	55,5mm	55,5mm	55,5mm
HEIGHT	45mm	45mm	45mm	45mm
HEIGHT INCLUDING BRACKET	65mm	65mm	65mm	65mm
OPERATING TEMPERATURE	-20°C · +45°C	-20°C · +45°C	-20°C · +45°C	-20°C · +45°C
E-APPROVED	ECE R7, R112	No	No	No
REF	37,5	–	–	–
EMC-CERTIFICATE	ECE R10	ECE R10	ECE R10	ECE R10



DUAL POSITION LIGHT



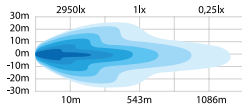
Part No. 809196  
SIBERIA DRC LED BAR 22"



DUAL POSITION LIGHT



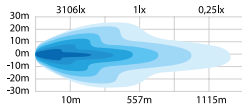
Part No. 809197  
SIBERIA DRC LED BAR 32"



DUAL POSITION LIGHT



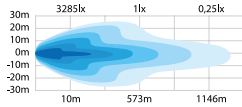
Part No. 809198  
SIBERIA DRC LED BAR 42"



DUAL POSITION LIGHT



Part No. 809199  
SIBERIA DRC LED BAR 50"



PART NO.	809196	809197	809198	809199
VOLTAGE	10-40V DC	10-40V DC	10-40V DC	10-40V DC
CONSUMPTION	91W	284W	394W	487W
THEORETICAL LUMEN	16000	24000	32000	38400
ACTUAL LUMEN	6161	12663	15800	18900
1 LUX @	415m	543m	557m	573m
IP-CLASS	IP67/IP69K	IP67/IP69K	IP67/IP69K	IP67/IP69K
BEAM PATTERN	Combo	Combo	Combo	Combo
POSITION LIGHT	Yes, white and amber	Yes, white and amber	Yes, white and amber	Yes, white and amber
CONNECTION	DT-4	Cable	Cable	Cable
CABLE LENGTH	500mm	2500mm	2500mm	2500mm
MATERIAL HOUSING	Aluminium	Aluminium	Aluminium	Aluminium
MATERIAL LENS	Polycarbonate	Polycarbonate	Polycarbonate	Polycarbonate
LENGTH	566,33mm	823,16mm	1078,4mm	1281,11mm
DEPTH	71,6mm	71,6mm	71,6mm	71,6mm
HEIGHT	76mm	76mm	76mm	76mm
HEIGHT INCLUDING BRACKET	89mm	89mm	89mm	89mm
OPERATING TEMPERATURE	-20°C · +45°C	-20°C · +45°C	-20°C · +45°C	-20°C · +45°C
E-APPROVED	ECE R7, R112	No	No	No
REF	40	–	–	–
EMC-CERTIFICATE	ECE R10	ECE R10	ECE R10	ECE R10



**SIBERIA DR**

Comes in six sizes 8", 12", 22", 32", 42" and 50". The larger sizes are developed to perfectly fit trucks. The characteristic dual position light runs in a line along the middle of the bar.



Use the QR-code and check out the product video.



**SIBERIA SR**

Available in sizes 12", 22", 32", 42" and 50". The characteristic dual position light runs in a line along the bottom of the bar.

# MAKE A STATEMENT

Function, design and performance that you never experienced before. Siberia LED bar is slim, dark and sophisticated. Comes in two models, single row (SR) and double row (DR). Every little element is created

to bring out the highest possible performance and to interact in perfect harmony. Rest your eyes on the unique dual position light that runs in a line along the bar. Express your personality by choosing color between amber and white.





DUAL POSITION LIGHT




30m 20m 10m 0m -10m -20m -30m

1354lx 1lx 0.25lx

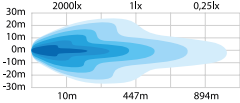
10m 368m 736m

Part No. 809170

SIBERIA SR LED BAR 12"



DUAL POSITION LIGHT




30m 20m 10m 0m -10m -20m -30m

2000lx 1lx 0.25lx

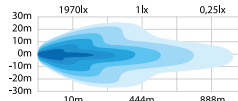
10m 447m 894m

Part No. 809171

SIBERIA SR LED BAR 22"



DUAL POSITION LIGHT




30m 20m 10m 0m -10m -20m -30m

1970lx 1lx 0.25lx

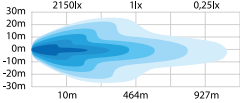
10m 444m 888m

Part No. 809172

SIBERIA SR LED BAR 32"



DUAL POSITION LIGHT




30m 20m 10m 0m -10m -20m -30m

2150lx 1lx 0.25lx

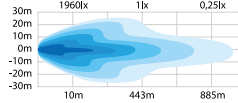
10m 464m 927m

Part No. 809173

SIBERIA SR LED BAR 42"



DUAL POSITION LIGHT



30m 20m 10m 0m -10m -20m -30m


1960lx 1lx 0.25lx

10m 443m 885m

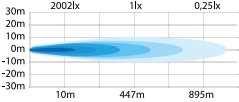
Part No. 809174

SIBERIA SR LED BAR 50"

PART NO.	809170	809171	809172	809173	809174
VOLTAGE	10-40V DC	10-40V DC	10-40V DC	10-40V DC	10-40V DC
CONSUMPTION	32W	59W	95W	130W	155W
THEORETICAL LUMEN	4000	8000	12000	16000	19200
ACTUAL LUMEN	2200	4254	5641	7434	8570
1 LUX @	368m	447m	444m	464m	443m
IP-CLASS	IP67/IP69K	IP67/IP69K	IP67/IP69K	IP67/IP69K	IP67/IP69K
BEAM PATTERN	Spot	Combo	Combo	Combo	Combo
POSITION LIGHT	Yes, amber and white	Yes, amber and white	Yes, amber and white	Yes, amber and white	Yes, amber and white
CONNECTION	DT-4	DT-4	DT-4	Cable	Cable
CABLE LENGTH	500mm	500mm	500mm	2500mm	2500mm
MATERIAL HOUSING	Aluminium	Aluminium	Aluminium	Aluminium	Aluminium
MATERIAL LENS	Polycarbonate	Polycarbonate	Polycarbonate	Polycarbonate	Polycarbonate
LENGTH	300,6mm	555,6mm	813,6mm	1065,6mm	1269,6mm
DEPTH	55,5mm	55,5mm	55,5mm	55,5mm	55,5mm
HEIGHT	45mm	45mm	45mm	45mm	45mm
HEIGHT INCLUDING BRACKET	65mm	65mm	65mm	65mm	65mm
OPERATING TEMPERATURE	-20°C · +45°C	-20°C · +45°C	-20°C · +45°C	-20°C · +45°C	-20°C · +45°C
E-APPROVED	ECE R112, R7	ECE R112, R7	ECE R112, R7	ECE R112, R7	ECE R112, R7
REF	30	50	50	50	50
EMC-CERTIFICATE	ECE R10	ECE R10	ECE R10	ECE R10	ECE R10



DUAL POSITION LIGHT




30m 20m 10m 0m -10m -20m -30m

2002lx 1lx 0.25lx

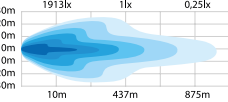
10m 447m 895m

Part No. 809179

SIBERIA DR LED BAR 8"



DUAL POSITION LIGHT




30m 20m 10m 0m -10m -20m -30m

1913lx 1lx 0.25lx

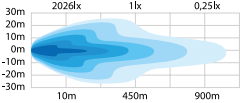
10m 437m 875m

Part No. 809180

SIBERIA DR LED BAR 12"



DUAL POSITION LIGHT




30m 20m 10m 0m -10m -20m -30m

2026lx 1lx 0.25lx

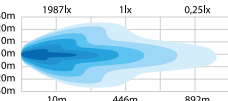
10m 450m 900m

Part No. 809181

SIBERIA DR LED BAR 22"



DUAL POSITION LIGHT




30m 20m 10m 0m -10m -20m -30m

1987lx 1lx 0.25lx

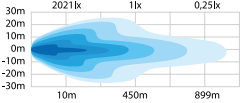
10m 446m 892m

Part No. 809182

SIBERIA DR LED BAR 32"



DUAL POSITION LIGHT




30m 20m 10m 0m -10m -20m -30m

2021lx 1lx 0.25lx

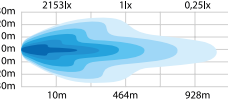
10m 450m 899m

Part No. 809183

SIBERIA DR LED BAR 42"



DUAL POSITION LIGHT



30m 20m 10m 0m -10m -20m -30m

2153lx 1lx 0.25lx

10m 464m 928m

Part No. 809184

SIBERIA DR LED BAR 50"

PART NO.	809179	809180	809181	809182	809183	809184
VOLTAGE	10-40V DC	10-40V DC	10-40V DC	10-40V DC	10-40V DC	10-40V DC
CONSUMPTION	28W	45W	91W	143W	196W	239W
THEORETICAL LUMEN	4800	8000	16000	24000	32000	38400
ACTUAL LUMEN	4800	3294	6316	8792	10823	11280
1 LUX @	447m	437m	450m	446m	450m	464m
IP-CLASS	IP67/IP69K	IP67/IP69K	IP67/IP69K	IP67/IP69K	IP67/IP69K	IP67/IP69K
BEAM PATTERN	Spot	Combo	Combo	Combo	Combo	Combo
POSITION LIGHT	Yes, amber and white	Yes, amber and white	Yes, amber and white	Yes, amber and white	Yes, amber and white	Yes, amber and white
CONNECTION	DT-4	DT-4	DT-4	Cable	Cable	Cable
CABLE LENGTH	500mm	500mm	500mm	2500mm	2500mm	2500mm
MATERIAL HOUSING	Aluminium	Aluminium	Aluminium	Aluminium	Aluminium	Aluminium
MATERIAL LENS	Polycarbonate	Polycarbonate	Polycarbonate	Polycarbonate	Polycarbonate	Polycarbonate
LENGTH	205mm	307mm	562mm	817mm	1072mm	1276mm
DEPTH	71,6mm	71,6mm	71,6mm	71,6mm	71,6mm	71,6mm
HEIGHT	76mm	76mm	76mm	76mm	76mm	76mm
HEIGHT INCLUDING BRACKET	89mm	89mm	89mm	89mm	89mm	89mm
OPERATING TEMPERATURE	-20°C · +45°C	-20°C · +45°C	-20°C · +45°C	-20°C · +45°C	-20°C · +45°C	-20°C · +45°C
E-APPROVED	ECE R112, R7	ECE R112, R7	ECE R112, R7	ECE R112, R7	ECE R112, R7	ECE R112
REF	45	45	45	50	50	50
EMC-CERTIFICATE	ECE R10	ECE R10	ECE R10	ECE R10	ECE R10	ECE R10



# SHINE LIKE A DIAMOND



Nuuk Diamond is a sophisticated LED bar, providing the perfect clean and exclusive impression. Just as the name describes, this is the diamond among the market's selection of LED bars. The result of experience and knowledge gathered in an innovative and exclusive LED-bar with high-performance class.

The lens provides an appealing diamond shine – a powerful line of light with an appearance the market never seen before. The lens also protects the LED bar from snow, ice and water. Ideal for the roughest conditions.

Nuuk Diamond gives you a powerful and outstanding light pattern – light where you need it, with the perfect length for increased security. Ideal for you who are looking for a safer driving and a stunning vehicle.

Comes in two sizes – 14” and 20”. Nuuk Diamond 14” is perfect for cars with smaller fronts, or for mounting of two LED bars on each side of the license plate. The 20” size can easily be mounted above or below the license plate.

**INFINITY DESIGN**  
The infinity design provides a borderless look, where the lens stretches all the way to the edges. No dirt gets stuck and the light can reach its full potential.

**OUTSTANDING LIGHT PATTERN**  
The diodes and reflectors are developed to fit perfectly together. This provides a powerful and outstanding light pattern – light where you need it, with the perfect length for increased security.

**UNIQUE LENS**  
The angled lens brings an appealing diamond shine, a powerful line of light – with an appearance the market has never seen before. It also protects the LED bar from snow, ice and water.

**MOUNTING POSSIBILITIES**  
Comes with new specially designed brackets for standing, hanging and side mounting.



Part No. 809154  
**NUUK DIAMOND LED BAR 20”**

Voltage: 9-36V DC, Consumption: 75W, Theoretical lumen: 8100, Actual lumen: 6950, 1 lux @ 450m, IP-class: IP68, Beam pattern: Combo, Position light: No, Connection: DT, Cable length: 500mm, Material housing: Aluminium, Material lens: Polycarbonate, Length: 518mm, Depth: 81mm, Height: 38,5mm, Height including bracket: 54,2mm, Operating temperature: -40°C - +60°C, E-approved: ECE R112, Ref: 45, EMC-certificate: ECE R10



Part No. 809153  
**NUUK DIAMOND LED BAR 14”**

Voltage: 9-36V DC, Consumption: 46W, Theoretical lumen: 5400, Actual lumen: 4600, 1 lux @ 401m, IP-class: IP68, Beam pattern: Combo, Position light: No, Connection: DT, Cable length: 500mm, Material housing: Aluminium, Material lens: Polycarbonate, Length: 356mm, Depth: 81mm, Height: 38,5mm, Height including bracket: 54,2mm, Operating temperature: -40°C - +60°C, E-approved: ECE R112, Ref: 37,5, EMC-certificate: ECE R10







Part No. 809156

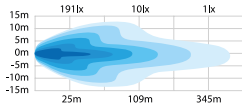
## NUUK BLACK LED BAR 14''

The Dark Knight series is an exclusive interpretation of your most confident night drive. Nuuk Black 14" is perfect for cars with a smaller front, or for mounting of two LED bars on each side of the license plate. Comes with a dark tinted lens, dark high-end materials and components. A sophisticated look, day and night. All packed with the power of an unstoppable knight.

Discover more on page 12–13.

Voltage	9-36V DC	Material housing	Aluminium
Consumption	64W	Material lens	Polycarbonate
Theoretical lumen	8800	Length	353mm
Actual lumen	7500	Depth	69,8mm
1 lux @	345m	Height	38,5mm
IP-class	IP68/IP69K	Height including bracket	51,3/56mm
Beam pattern	Combo	Operating temperature	-40°C - +60°C
Position light	No	E-approved	ECE R112
Connection	DT	Ref	30
Cable length	500mm	EMC-certificate	ECE R10

LED



Part No. 809157

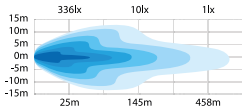
## NUUK BLACK LED BAR 20''

The Dark Knight series is an exclusive interpretation of your most confident night drive. Nuuk Black 20" – the popular license plate size – can easily be mounted above or below the license plate. Comes with a dark tinted lens, dark high-ends. A sophisticated look, day and night. All packed with the power of an unstoppable knight.

Discover more on page 12–13.

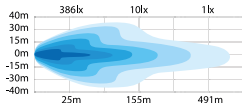
Voltage	9-36V DC	Material housing	Aluminium
Consumption	99W	Material lens	Polycarbonate
Theoretical lumen	13200	Length	515mm
Actual lumen	11200	Depth	69,8mm
1 lux @	458m	Height	38,5mm
IP-class	IP68/IP69K	Height including bracket	51,3/56mm
Beam pattern	Combo	Operating temperature	-40°C - +60°C
Position light	No	E-approved	ECE R112
Connection	DT	Ref	40
Cable length	500mm	EMC-certificate	ECE R10

LED



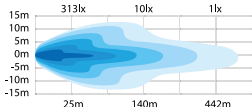
Part No. 809121

## NUUK LED BAR 30''



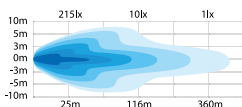
Part No. 809120

## NUUK XL LED BAR 20''



Part No. 809115

## NUUK DUO LED BAR 20''



PART NO.	809121	809120	809115
VOLTAGE	9-36V DC	12-30V DC	12-30V DC
CONSUMPTION	102W	78W	2x33W
THEORETICAL LUMEN	12200	9500	2x4100
ACTUAL LUMEN	9800	8075	2x3280
1 LUX @	491m	442m	360m
IP-CLASS	IP68	IP68	IP68
BEAM PATTERN	Combo	Combo	Combo
POSITION LIGHT	–	Yes	–
CONNECTION	DT	DT-3	DT
CABLE LENGTH	500mm	500mm	500mm
MATERIAL HOUSING	Aluminium	Aluminium	Aluminium
MATERIAL LENS	Polycarbonate	Polycarbonate	Polycarbonate
LENGTH	758mm	516mm	2x272mm +8mm
DEPTH	69,8mm	81mm	69mm
HEIGHT	38,5mm	58mm	38,5mm
HEIGHT INCLUDING BRACKET	51,3/56mm	69mm	51,3/56mm
OPERATING TEMPERATURE	-40°C - +60°C	-40 - +60°C	-40°C - +60°C
E-APPROVED	ECE R112	ECE R7, R112	ECE R112
REF	50	45	2x20
EMC-CERTIFICATE	ECE R10	ECE R10	ECE R10





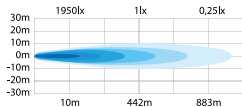
Part No. 809150

INFINITY LED BAR 20''

Voltage	9-32V DC	Material housing	Aluminium
Consumption	61W	Material lens	Polycarbonate
Theoretical lumen	10 800	Length	505mm
Actual lumen	5309	Depth	52mm
1 lux @	442m	Height	38,5mm
IP-class	IP67/IP69K	Height including bracket	47,25mm
Beam pattern	Spot	Operating temperature	-20°C · +40°C
Position light	No	E-approved	ECE R112
Connection	DT	Ref	45
Cable length	490mm	EMC-certificate	ECE R10



Use the QR-code and check out the product video.



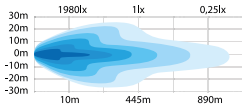
Part No. 809151

INFINITY CURVED LED BAR 20''

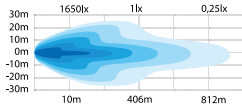
Voltage	9-32V DC	Material housing	Aluminium
Consumption	54W	Material lens	Polycarbonate
Theoretical lumen	7200	Length	532,24mm
Actual lumen	4205	Depth	72,64mm
1 lux @	445m	Height	58mm
IP-class	IP67/IP69K	Height including bracket	72mm
Beam pattern	Combo	Operating temperature	-20°C · +40°C
Position light	No	E-approved	ECE R112
Connection	DT	Ref	50
Cable length	430mm	EMC-certificate	ECE R10



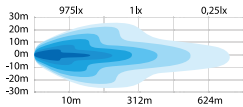
Use the QR-code and check out the product video.



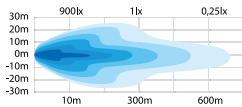
Part No. 809110  
LED BAR 20''



Part No. 809111  
LED BAR 8''



Part No. 809113  
DUO LED BAR 18''



PART NO.	809110	809111	809113
VOLTAGE	10-32V DC	10-32V DC	9-32V DC
CONSUMPTION	73W	24W	2x38W
THEORETICAL LUMEN	10800	3240	2x4320
ACTUAL LUMEN	3934	1270	2x2564
1 LUX @	406m	312m	300m
IP-CLASS	IP67/IP69K	IP67/IP69K	IP67/IP69K
BEAM PATTERN	Combo	Combo	Combo
POSITION LIGHT	–	–	–
CONNECTION	DT	DT	2xDT
CABLE LENGTH	1100mm	600mm	520mm
MATERIAL HOUSING	Aluminium	Aluminium	ADC 12
MATERIAL LENS	Polycarbonate	Polycarbonate	Polycarbonate
LENGTH	563mm	206mm	450,5mm
DEPTH	86,5mm	86,5mm	55mm
HEIGHT	78,5mm	78,5mm	77mm
HEIGHT INCLUDING BRACKET	121mm	121mm	89,5mm
OPERATING TEMPERATURE	-20°C ~ +50°C	-20°C ~ +50°C	-20°C · +50°C
E-APPROVED	ECE R112	ECE R112	ECE R112
REF	40	25	2x20
EMC-CERTIFICATE	ECE R10	ECE R10	ECE R10





”

## TIRED EYES IN THE DARK IS HISTORY

JOHAN CARLOS, CEO AT STRANDS,  
ABOUT THE OPTIMIZED LIGHT BEAM  
OF ARCUM LED BAR

---

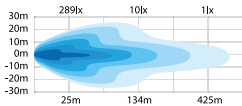




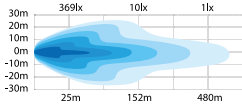
NEW FEATURE  
DUAL POSITION LIGHT



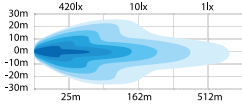
Part No. 809143  
ARCUM LED BAR 20''



Part No. 809141  
ARCUM LED BAR 30''



Part No. 809142  
ARCUM LED BAR 40''



ARCUM LED BAR LED

Tired eyes in traffic is history. Arcum LED bar is designed to provide the optimal light experience. High performance driving lights does not necessarily guarantee a safer journey. Light with a strong near-light or long spot beam can cause eye strain, which can lead to an unpleasant driving experience. Arcum is developed with this in mind. It is the result of many years of experience, a lot of tests and a close collaboration with professional drivers.

Use the QR-code and check out the product video.



PART NO.	809143	809141	809142
VOLTAGE	9-36V DC	12-36V DC	12-36V DC
CONSUMPTION	78W	123W	171W
THEORETICAL LUMEN	9500	15200	20900
ACTUAL LUMEN	8075	12920	17765
1 LUX @	425m	480m	512m
IP-CLASS	IP68/IP69K	IP68	IP68
BEAM PATTERN	Combo	Combo	Combo
POSITION LIGHT	Yes, amber and white	Yes, white	Yes, white
CONNECTION	DT-4	ATP	ATP
CABLE LENGTH	500mm	500mm	500mm
MATERIAL HOUSING	Aluminium	Aluminium	Aluminium
MATERIAL LENS	Polycarbonate	Polycarbonate	Polycarbonate
LENGTH	523mm	810mm	1099mm
DEPTH	73mm	73mm	73mm
HEIGHT	56mm	56mm	56mm
HEIGHT INCLUDING BRACKET	79mm	79mm	79mm
OPERATING TEMPERATURE	-40 · +60°C	-40 · +60°C	-40 · +60°C
E-APPROVED	ECE R7, R112	ECE R7, R112	ECE R7, R112
REF	45	45	50
EMC-CERTIFICATE	ECE R10	ECE R10	ECE R10

THE DRIVER IN FOCUS

The optimized light beam is a comfortable and safe combination of length and width, which provides a clear picture of the road in front of you and its surroundings.

CURVED SHAPE

The arched, curved shape fits well together with today's aerodynamic vehicles.

THREE LENGTHS

Comes in 20", 30" and 40". All lengths are E-approved according to ECE R112, with reference numbers between 45 and 50.

POSITION LIGHT

Arcum comes with a characteristic position light, where the lights are placed vertically one after the other. The 20"-size now comes with a dual position light, choose between amber and white light.

MOUNTING OPTIONS

The brackets are placed both on the back and the sides, which makes it possible to mount in several ways.





# SMALL SIZE, WIDE PERFORMANCE

Side shooter should not be underestimated for its small size. It has 3540 theoretical lumens and gives you 1 lux at 221 meters. It is E-approved according to ECE R112 with reference number 12,5. The name comes from three diodes on each short side, that directs the light to the sides. This gives a 140° light spread.

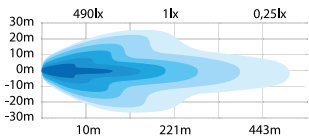


Part No. 809109

## SIDE SHOOTER LED BAR 4''

Voltage	9-32V DC
Consumption	27W
Theoretical lumen	3540
Actual lumen	2097
1 lux @	221m
IP-class	IP67
Beam pattern	Combo
Position light	No
Connection	Cable
Cable length	520mm

Material housing	Aluminium
Material lens	Polycarbonate
Length	97mm
Depth	73mm
Height	78mm
Height including bracket	89mm
Operating temperature	20°C - +45°C
E-approved	ECE R112
Ref	12,5
EMC-certificate	ECE R10



Use the QR-code and check out the product video.



## 140° BEAM ANGLE




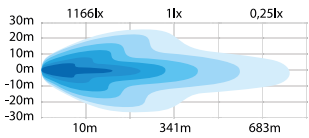
Part No. 809122

## SIDE SHOOTER XL LED BAR 5''

Side Shooter XL is a very powerful piece in a small size. 6920 lumens and 1 lux at 341 meters. Side shooter has got its name because of four diodes on each short side, that directs the light to the sides. This gives a 140° light spread. The LED's provides increased visibility for ditch lighting and off road coverage.

Voltage	9-32V DC
Consumption	49W
Theoretical lumen	6920
Actual lumen	4548
1 lux @	341m
IP-class	IP67/IP69K
Beam pattern	Combo
Position light	No
Connection	DT
Cable length	500mm

Material housing	Aluminium
Material lens	Polycarbonate
Length	136mm
Depth	89,5mm
Height	109mm
Height including bracket	120mm
Operating temperature	-20°C - +40°C
E-approved	No
EMC-certificate	ECE R10



Use the QR-code and check out the product video.



NEW



Part No. 809172-SCKIT  
SIBERIA 32"

NEW



Part No. 809121-VOKIT  
NUUK 30"

NEW



Part No. EXKIT-1  
NUUK 10"

NEW



Part No. EXKIT-9  
NUUK 30"

NEW



Part No. EXKIT-13  
ARCUM 30"

NEW



Part No. EXKIT-22  
NUUK DIAMOND 20"

NEW



Part No. EXKIT-10  
ARCUM 30"

NEW



Part No. EXKIT-3  
NUUK BLACK 20"

PART NO.	TITLE	SUITABLE
809157-SCANNEXTG	Nuuk Black 20" LED bar kit	Scania Next Generation
809157-TSKIT	Nuuk Black 20" LED bar kit	Tesla Model 3, S and X
809172-VOKIT	Siberia 32" LED bar kit	Volvo FH4
809172-SCKIT	Siberia 32" LED bar kit	Scania Next Generation
809121-VOKIT	Nuuk 30" LED bar kit	Volvo FH4
809121-SCKIT	Nuuk 30" LED bar kit	Scania Next Generation
809213-VOKIT	Siberia NG 32" LED bar kit	Volvo FH4
809213-SCKIT	Siberia NG 32" LED bar kit	Scania Next Generation
EXKIT-11	Nuuk Black 20" LED bar kit	Toyota RAV 4
EXKIT-16	Nuuk Diamond 20" LED bar kit	Toyota RAV 4
EXKIT-12	Arcum 20" LED bar kit	Toyota Hilux
EXKIT-13	Arcum 30" LED bar kit	Toyota Hilux
EXKIT-22	Nuuk Diamond 20" LED bar kit	VW Passat 2015-
EXKIT-5	Nuuk Black 20" LED bar kit	VW Passat 2015-
EXKIT-21	Nuuk Diamond 20" LED bar kit	VW Golf 7
EXKIT-4	Nuuk Black 20" LED bar kit	VW Golf 7

PART NO.	TITLE	SUITABLE
EXKIT-1	Nuuk 10" LED bar kit	VW Transporter T6.1 2020
EXKIT-23	Nuuk Diamond 20" LED bar kit	VW Tiguan
EXKIT-6	Nuuk Black 20" LED bar kit	VW Tiguan
EXKIT-24	Nuuk Diamond 14" LED bar kit	VW Crafter 2017-
EXKIT-25	Nuuk Diamond 20" LED bar kit	VW Crafter 2017-
EXKIT-7	Nuuk Black 14" LED bar kit	VW Crafter 2017-
EXKIT-8	Nuuk Black 20" LED bar kit	VW Crafter 2017-
EXKIT-9	Nuuk 30" LED bar kit	VW Crafter 2017-
EXKIT-19	Nuuk Diamond 20" LED bar kit	VW Amarok 2016-
EXKIT-2	Nuuk Black 20" LED bar kit	VW Amarok 2016-
EXKIT-10	Arcum 30" LED bar kit	VW Amarok 2016-
EXKIT-20	Nuuk Diamond 20" LED bar kit	VW Caddy 2015-
EXKIT-3	Nuuk Black 20" LED bar kit	VW Caddy 2015-
EXKIT-15	Nuuk Black 20" LED bar kit	Skoda Octavia/Scout 2018-
EXKIT-18	Nuuk Diamond 20" LED bar kit	Skoda Octavia/Scout 2018-
EXKIT-14	Nuuk Black 20" LED bar kit	Skoda Kodiaq/Superb 2016-
EXKIT-17	Nuuk Diamond 20" LED bar kit	Skoda Kodiaq/Superb 2016-





DRIVING LIGHTS

In this guide you will easily find accessories such as brackets, wiring kits and light stabilizers – suitable for your new driving lights or LED bar. The bold highlighted accessories are optimal for the product.



Nuuk Black 20" LED bar (809157), 270401, 270413



Night Ranger driving light 7" (809187), 270402, 270422, 270414

PART NO.	NAME	BRACKET	CONNECTION	CABLE KIT	TOP BRACE
270699	DELTA DRIVING LIGHT LED	270401, 270403	Cable	270415, 270416, 270414	270422, 270424
270770-N	NARVIK 9" DRIVING LIGHT HID/XENON	270401, 270402, 270403, 270404	Cable	270415, 270416, 270414	270422, 270424
270772	LJUSDAL 9" DRIVING LIGHT HALOGEN	270401, 270402, 270403, 270404	Cable	270415, 270416, 270414	270422, 270424
270772-P	LJUSDAL 9" DRIVING LIGHT HALOGEN	270401, 270402, 270403, 270404	Cable	270415, 270416, 270414	270422, 270424
270773	BREMEN 9" DRIVING LIGHT HID/XENON	270401, 270402, 270403, 270404	Cable	270415, 270416, 270414	270422, 270424
270774	VISBY 9" DRIVING LIGHT HALOGEN/LED	270401, 270402, 270403, 270404	Cable	270415, 270416, 270414	270422, 270424
270902	OMEGA DRIVING LIGHT HALOGEN/LED	270401, 270403	Cable	270415, 270416, 270414	270422, 270424
270907	YUKON 9" DRIVING LIGHT LED	270401, 270402, 270403, 270404	DT	270414, 270441	–
270908	HUDSON 7" DRIVING LIGHT LED	270401, 270402, 270403, 270404	DT	270414, 270441	–
270913	SVEG 9" DRIVING LIGHT LED	270401, 270402, 270403, 270404	Cable	270415, 270416, 270414	270422, 270424
270914	SALA 7" DRIVING LIGHT LED	270401, 270402, 270403, 270404	Cable	270415, 270416, 270414	270422, 270424
270918	HESTRA 7" DRIVING LIGHT LED	270401, 270402, 270403, 270404	Cable	270415, 270416, 270414	270422, 270424
270919	BODA 9" DRIVING LIGHT LED	270401, 270402, 270403, 270404	Cable	270415, 270416, 270414	270422, 270424
270921	SKENE 9" DRIVING LIGHT LED	270401, 270402, 270403, 270404	Cable	270415, 270416, 270414	Included
270922	AMBASSADOR 9" DRIVING LIGHT LED	270401, 270402, 270403, 270404	Cable	270415, 270416, 270414	Included
270924	AMBASSADOR LIMITED EDITION 9" DRIVING LIGHT LED	270401, 270402, 270403, 270404	Cable	270415, 270416, 270414	Included
270926	FRITSLA 9" DRIVING LIGHT LED	270401, 270402, 270403, 270404	Cable	270415, 270416, 270414	270422, 270424
809077	FLOBY 8" DRIVING LIGHT LED	270401, 270402, 270403, 270404	DT	270414	270422, 270424
809187	SIBERIA NR 7" DRIVING LIGHT LED	270401, 270402, 270403, 270404	DT-4	270414, 270441, 270438	270422, 270424
809188	SIBERIA NR 9" DRIVING LIGHT LED	270401, 270402, 270403, 270404	DT-4	270414, 270441, 270438	270422, 270424
809189	SIBERIA BR 7" DRIVING LIGHT LED	270401, 270402, 270403, 270404	DT-4	270414, 270441, 270438	270422, 270424
809190	SIBERIA BR 9" DRIVING LIGHT LED	270401, 270402, 270403, 270404	DT-4	270414, 270441, 270438	270422, 270424
809200	SIBERIA NR SPOT EDITION 9" DRIVING LIGHT LED	270401, 270402, 270403, 270404	DT-4	270414, 270441, 270438	270422, 270424
809109	SIDE SHOOTER LED BAR 4"	270401, 270403, 270402, 270404, 270405	Cable	270414, 270440, 270442, 270441, 270413, 270415, 270416	–
809110	LED BAR 20"	270406, 270410, 270461, 270462	DT	270440, 270413	–
809111	LED BAR 8"	–	DT	270440, 270441, 270442, 270413	–
809113	DUO LED BAR 18"	270402, 270404	2xDT	270440, 270442, 270413	–
809115	NUUK DUO LED BAR 20"	270406, 270461, 270462	2xDT	270440, 270441, 270442, 270413	–
809120	NUUK XL LED BAR 20"	270401, 270403, 270406, 270461, 270462	DT-3	270440, 270413, 270439	–

LED BARS

PART NO.	NAME	BRACKET	CONNECTION	CABLE KIT	TOP BRACE
809121	NUUK LED BAR 30"	–	DT	240440, 270413	–
809122	SIDE SHOOTER XL LED BAR 5"	270401, 270403, 270402, 270404, 270405	DT	270440, 270442, 270442, 270413	–
809141	ARCUM LED BAR 30"	–	ATP	–	–
809142	ARCUM LED BAR 40"	–	ATP	–	–
809143	ARCUM LED BAR 20"	270401, 270403, 270461, 270462	DT-4	270413, 270440, 270438	–
809149	YETI WORK LIGHT LED BAR 24"	270401, 270403, 270461, 270462	Cable	270440, 270413, 270415	–
809150	INFINITY LED BAR 20"	270401, 270403, 270461, 270462	DT	270440, 270413	–
809151	INFINITY CURVED LED BAR 20"	270401, 270403, 270461, 270462	DT	270440, 270413	–
809153	NUUK DIAMOND LED BAR 14"	–	DT	270440, 270413	–
809154	NUUK DIAMOND LED BAR 20"	270401, 270403, 270461, 270462	DT	270440, 270413	–
809156	NUUK BLACK LED BAR 14"	–	DT	270440, 270413	–
809157	NUUK BLACK LED BAR 20"	270400, 270401, 270403, 270406, 270461, 270462	DT	270440, 270413	–
809170	SIBERIA SR LED BAR 12"	–	DT-4	270413, 270440, 270438	–
809171	SIBERIA SR LED BAR 22"	270401, 270461, 270462	DT-4	270413, 270440, 270438	–
809172	SIBERIA SR LED BAR 32"	270401	DT-4	270413, 270440, 270438	–
809173	SIBERIA SR LED BAR 42"	–	Cable	270413, 270440, 270415	–
809174	SIBERIA SR LED BAR 50"	–	Cable	270413, 270440, 270415	–
809179	SIBERIA DR LED BAR 8"	809185	DT-4	270413, 270414, 270440, 270441, 270442, 270438	–
809180	SIBERIA DR LED BAR 12"	809185	DT-4	270413, 270440, 270438	–
809181	SIBERIA DR LED BAR 22"	270401, 270461, 270462, 809185	DT-4	270413, 270440, 270438	–
809182	SIBERIA DR LED BAR 32"	270401, 809185	Cable	270413, 270440	–
809183	SIBERIA DR LED BAR 42"	809185	Cable	270413	–
809184	SIBERIA DR LED BAR 50"	809185	Cable	–	–
809191	SIBERIA RED TIGER WORK LIGHT LED BAR 12"	809185	DT-4	270413, 270414, 270438	–
809192	SIBERIA SRC LED BAR 22"	270401, 270461, 270462	DT-4	270413, 270440, 270438	–
809193	SIBERIA SRC LED BAR 32"	270401	DT-4	270413, 270440, 270438	–
809194	SIBERIA SRC LED BAR 42"	–	Cable	270413, 270415	–
809195	SIBERIA SRC LED BAR 50"	–	Cable	–	–
809196	SIBERIA DRC LED BAR 22"	270401, 270461, 270462, 809185	DT-4	270413, 270440, 270438	–
809197	SIBERIA DRC LED BAR 32"	270401, 809185	Cable	–	–
809198	SIBERIA DRC LED BAR 42"	809185	Cable	–	–
809199	SIBERIA DRC LED BAR 50"	809185	Cable	–	–
809213	SIBERIA NG SR WARNING LIGHT LED BAR 32"	270401	Cable	270413, 270440	–
809214	SIBERIA NG SR WARNING LIGHT LED BAR 38"	–	Cable	270413, 270440	–
809216	SIBERIA NG DR WARNING LIGHT LED BAR 12"	809185	Cable	270413, 270440	–
809217	SIBERIA NG DR WARNING LIGHT LED BAR 22"	270401, 270461, 270462, 809185	Cable	270413, 270440	–

LED BARS





Part No. 270461  
**LED BAR BRACKET FLEX**  
2 brackets | 483x95mm | CC: 515-567mm



Part No. 270400  
**LED BAR BRACKET**  
2 brackets | Fits SLD part No. 809114 | 522x130mm | CC: 515mm



Part No. 270401  
**DRIVING LIGHT BRACKET**  
2 brackets | 450x87mm | CC: 415mm



Part No. 270402  
**DRIVING LIGHT BRACKET**  
3 brackets | 510x87mm | CC: 237mm



Part No. 270405  
**DRIVING LIGHT BRACKET**  
4 brackets | 510x87mm | CC: 185mm



Part No. 270406  
**LED BAR BRACKET**  
2 brackets | Suiteble for part No. 809110 | 580x90mm | CC: 540mm



Part No. 270410  
**LED BAR BRACKET**  
2 brackets | 510x100mm | CC: 570mm



Part No. 270403  
**DRIVING LIGHT BRACKET – STAINLESS STEEL**  
2 brackets | 450x87mm | CC: 415mm



Part No. 270404  
**DRIVING LIGHT BRACKET – STAINLESS STEEL**  
3 brackets | 510x87mm | CC: 237mm



Part No. 270462  
**LED BAR BRACKET FLEX – STAINLESS STEEL**  
2 brackets | 483x95mm | CC: 515-567mm



Part No. 270422  
**TOP BRACE**  
Flat model | 1 pair | 145-235mm



Part No. 270424  
**TOP BRACE – STAINLESS STEEL**  
Flat model | 1 pcs | 80-195mm



Part No. 270409  
**SPACER FOR LED BARS**  
Aluminium | Rounded corners | 1 hole, 7mm



Part No. 270417  
**CANBUS INTERFACE 12V**

Canbus smart interface adapter with signal output for high beam. It reads the canbus high beam control and converts the signal to analog + 12V



Part No. 270413  
**CABLE KIT PROFESSIONAL 12-24V**  
1 pcs DT-connection female/plug or 3 pcs cable-connectors  
Includes: Wires, relay, line fuse. Max 216W @ 12V, 288W @ 24V.



Part No. 270414  
**CABLE KIT PROFESSIONAL 12V**  
3 pcs DT-connectors females/plugs | Includes: Wires, relay, line fuse. Max 3x 155W @ 12V.



Part No. 270415  
**CABLE KIT 12V**  
For two driving lights | Includes: Wires, relay, line fuse.  
Max 2x 240W @ 12V.



Part No. 270416  
**CABLE KIT 12V**  
For three driving lights | Includes: Wires, relay, line fuse.  
Max 2x 180W @ 12V.



Part No. 270440  
**CABLE KIT 12-24V**  
1 pcs DT-connector female/plug. With on/off switch.  
Max 155W @ 12V, 155W @ 24V.



Part No. 270441  
**CABLE KIT 12-24V**  
2 pcs DT-connectors females/plugs. With on/off switch.  
Max 2x 100W @ 12V, 2x 100W @ 24V.







Part No. 270438  
CABLE WITH DT-4 FEMALE/PLUG  
TO DT-2 MALE/PIN



Part No. 270439  
CABLE 0,5M WITH DT-3 FEMALE/PLUG  
TO DT-2 MALE/PIN CONNECTOR



Part No. 270447 (0,5m), 270448 (2m)  
CABLE WITH SUPER SEAL *FEMALE/PLUG*



Part No. 270449  
CABLE 5M WITH DT-2 FEMALE/  
PLUG AND CIG PLUG



Part No. 270442  
DT-CABLE SPLIT  
DT 1+2 | one male/pin, two females/plugs | 12-24V



Part No. 07-52 (0,52m), 270444 (3m),  
270445 (5m), 270446 (10m)  
CABLE WITH DT *FEMALE/PLUG*



Part No. 8090-DT2  
DT WITH 2M CABLE *MALE/PIN*  
Fits work light 809021



Part No. 8090-DT, 8090-DT3, 8090-DT10  
ADR CABLE WITH DT  
*FEMALE/PLUG*  
8090-DT 5m | 8090-DT3 (3m) | 8090-DT10  
(10m) | Fits Rock Solid series (ADR)



Part No. 8090-DT6  
DT6 WITH 2M CABLE *MALE/PIN*  
Fits snow plow light 270710



Part No. ASSS-9901  
SUPERSEAL  
CONNECTOR KIT *MALE/PIN*



Part No. ASSS-9902  
SUPERSEAL  
CONNECTOR KIT *FEMALE/PLUG*



Part No. ASSS-630  
SUPERSEAL CONNECTOR *MALE/PIN*



Part No. ASSS-640  
SUPERSEAL CONNECTOR *FEMALE/PLUG*



Part No. ASDT-042P  
DT-2 CONNECTOR *MALE/PIN*



Part No. ASDT-043P  
DT-3 CONNECTOR *MALE/PIN*



Part No. ASDT-063S  
DT-3 CONNECTOR *FEMALE/PLUG*



Part No. 07-001  
DT CONNECTOR *FEMALE/PLUG*



Part No. AT062S  
DT CONNECTOR *MALE/PIN*







PAGE 78–105

# WORK LIGHTS

---

Work with precision and full capacity, even when its dark. Our work lights meet the high expectations of professional drivers – both when it comes to quality and light output. Are you also looking for innovative design and the latest features? Our range contains it all. All work lights are covered by a function warranty, with up to six years validity.



**SIBERIA RED TIGER**  
Part No. 809191  
*More information on page 83*





COMPACT SIZE

Discreet and neat, perfect for use where larger lighting does not fit. A really powerful lamp that performs 4800 theoretical lumens and 1 lux at 166 meters. Mount it alone, in pairs or combine several.

OPTIMIZED LIGHT

The light beam combines width and length – an optimized solution made to fit the compact construction. Unbeatable for quickly discovering animals coming from the roadside.




RED AND AMBER

Express your style. The dual position light allows you to choose between red and amber position light.

Part No. 809206  
SIBERIA RED PANDA WORK LIGHT LED

Voltage: 9-35V DC, Consumption: 37W, Theoretical lumen: 4800, Actual lumen: 2949, IP-class: IP67/IP69K, Beam pattern: Combo, Position light: Red and amber, Connection: DT-4, Cable length: 500mm, Material housing: Aluminium, Material lens: Polycarbonate, Length: 72mm, Depth: 72mm, Height: 72mm, Height including bracket: 81,5mm, Operating temperature: -20°C - +45°C, E-approved: No, EMC-certificate: ECE R10



PERSONALIZE WITH COLOR

Red and amber – a new kind of dual position light. Choose which color you prefer. The amber light can be connected to the vehicle's indicator and the red light to the position light. Your imagination sets the limits.

UNIQUE EXPRESSION

Combine several lamps for different functions and looks. Ideal to place where you usually don't put LED-bars, above your ordinary tail lights.



COMBO BEAM

Reverse your vehicle safely. The combo light beam is developed to provide an optimal light experience, directed from the back at your vehicle. The spread not only go wide, but also delivers plenty of length.

Part No. 809191  
SIBERIA RED TIGER WORK LIGHT LED BAR 12''

Voltage: 10-40V DC, Consumption: 92W, Theoretical lumen: 8000, Actual lumen: 5423, 1 lux @ 275m, IP-class: IP67/IP69K, Beam pattern: Combo, Position light: Yes, red and amber, Connection: DT-4, Cable length: 500mm, Material housing: Aluminium, Material lens: Polycarbonate, Length: 307mm, Depth: 71,6mm, Height: 76mm, Height including bracket: 89mm, Operating temperature: -20°C - +45°C, E-approved: No, EMC-certificate: ECE R10



Use the QR-code and check out the product video.



WRAPPED IN  
BEAUTY, BUILT  
IN POWER

Become a professional of the future with Unity. Comes with a perfectly smooth look and a revolutionary strong light output. Extreme affordability made for demanding tasks. It improves your powers and allows you to direct heavy machines with precision even during the darkest hours. The extensive engineering gives you an optimized light spread where you need it the most. The most powerful lamp in the series delivers enormous 13 000 actual lumens.

7000 LUMENS  
Part No. 809240



5200 LUMENS  
Part No. 809238



2200 LUMENS  
Part No. 809237



13 000 LUMENS  
Part No. 809239



Use the QR-code and check  
out the product video.



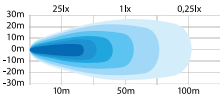



2200  
ACTUAL  
LUMENS

Part No. 809237

UNITY WORK LIGHT 31W LED

Voltage	9-32V DC	Material lens	Polycarbonate
Consumption	31W	Length	70,4mm
Theoretical lumen	2750	Depth	41mm
Actual lumen	2200	Height	85,2mm
IP-class	IP67/IP69K	Height including bracket	95,5mm
Connection	DT	Operating temperature	-20°C - +40°C
Cable length	520mm	E-approved	No
Material housing	Aluminium	EMC-certificates	ECE R10

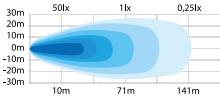
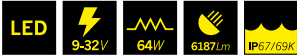


5200  
ACTUAL  
LUMENS

Part No. 809238

UNITY WORK LIGHT 64W LED

Voltage	9-32V DC	Material lens	Polycarbonate
Consumption	64W	Length	101mm
Theoretical lumen	6187	Depth	45mm
Actual lumen	5200	Height	114,4mm
IP-class	IP67/IP69K	Height including bracket	120mm
Connection	DT	Operating temperature	-20°C - +40°C
Cable length	520mm	E-approved	No
Material housing	Aluminium	EMC-certificates	ECE R10

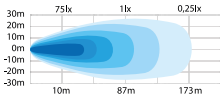


7000  
ACTUAL  
LUMENS

Part No. 809240

UNITY WORK LIGHT 92W LED

Voltage	10-32V DC	Material lens	Polycarbonate
Consumption	92W	Length	110,27mm
Theoretical lumen	15000	Depth	57,6mm
Actual lumen	7366	Height	110,26mm
IP-class	IP67/IP69K	Height including bracket	144,13mm
Connection	DT	Operating temperature	-30 - +45°C
Cable length	500mm	E-approved	No
Material housing	Aluminium	EMC-certificate	ECE R10

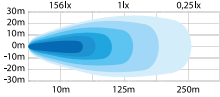



13 000  
ACTUAL  
LUMENS

Part No. 809239

UNITY WORK LIGHT 149W LED

Voltage	10-30V DC	Material lens	Polycarbonate
Consumption	149W	Length	135mm
Theoretical lumen	21600	Depth	90,4mm
Actual lumen	13000	Height	118mm
IP-class	IP67/IP69K	Height including bracket	152,2mm
Connection	DT	Operating temperature	-20°C - +40°C
Cable length	200mm	E-approved	No
Material housing	Aluminium	EMC-certificates	ECE R10



TEMPERATURE CONTROL

Powerful lighting produces more heat, which means the lamp can break. The built-in temperature control prevents that. When necessary the function protects the lamp and decreases the power until the lamp is cooled.

INFINITY DESIGN

The lens stretches into the corners, which not only provide a great look – it resists dirt and allows the light output to reach full potential.

EXTREME POWER

The Unity series contains four models, from 31W to 149W. The most powerful lamp delivers enormous 13 000 actual lumens. The extensive engineering gives you an optimized light spread where you need it the most.

REVOLUTIONARY UPGRADE

Unity is an extreme upgrade from previous lamps in the same category. Built tough in a beautiful costume – with the purpose of surviving and illuminate the harshest environments.



# 140° LIGHT SPREAD

A slimmed E-approved reversing light (ECE R23) with patented design and full cover LEXAN lens. The fish eye technique gives the light a spread of 140°. Optimal for a reversing light. The lamp is delivered with DT-connector and is EMC-approved according to ECE R10 and CISPR25 class 5.



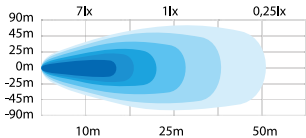
E-APPROVED REVERSING LIGHT  
CISPR25 CLASS 5

Part No. 809030

## WORK LIGHT 15W LED

Voltage	9-30V DC
Consumption	15W
Theoretical lumen	1960
Actual lumen	1862
IP-class	IP68
Connection	DT
Cable length	300mm
Material housing	Aluminium

Material lens	Polycarbonate
Lenght	144mm
Depth	74,5mm
Height	49,6mm
Height including bracket	91,7mm
Operating temperature	-40°C - +60°C
E-approved	ECE R23
EMC-certificate	ECE R10, CISPR25 Class 5



Use the QR-code and check out the product video.



# THE RIGHT KIND OF VIEW

Siberia Right View is a slim all-rounder with maximum performance. Unlike traditional lamps, it gives you more than just a wide light spread. The reflectors provide the perfect combination of length and width, the right kind of view, which increases the opportunities and numbers of suitable applications and situations. Well suited for any vehicle where you have limited space. At the handlebars of a quad, on the stairs of a truck or as a reverse light – you decide. Every component is carefully chosen and tested to handle the tough Nordic climate.


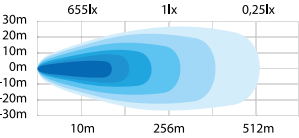


Part No. 809124

## SIBERIA RIGHT VIEW WORK LIGHT LED

Voltage	9-35V DC
Consumption	30W
Theoretical lumen	2880
Actual lumen	2450
1 lux @	256m
IP-class	IP67/IP69K
Beam pattern	Combo
Connection	DT
Cable length	500mm

Material housing	Aluminium
Material lens	Polycarbonate
Length	157mm
Height	43,7mm
Depth	60mm
Height including bracket	49,7mm
Operating temperature	-20°C - +45°C
E-approved	No
EMC-certificate	ECE R10



Use the QR-code and check out the product video.







COMPACT SIZE

Discreet and neat, perfect for use where larger lighting does not fit. A really powerful lamp that performs 4800 theoretical lumens and 1 lux at 166 meters. Mount it alone, in pairs or combine several.

OPTIMIZED LIGHT

The light beam combines width and length – an optimized solution made to fit the compact construction. Unbeatable for quickly discovering animals coming from the roadside.




DUAL POSITION LIGHT

The dual position light provides an outstanding light effect and an amazing appearance. Choose between amber and white light.

Part No. 809186  
**SIBERIA QUBE WORK LIGHT LED**

Voltage: 9-35V DC, Consumption: 37W, Theoretical lumen: 4800, Actual lumen: 2949, IP-class: IP67/IP69K, Beam pattern: Combo, Position light: White and amber, Connection: DT-4, Cable length: 500mm, Material housing: Aluminium, Material lens: Polycarbonate, Length: 72mm, Depth: 72mm, Height: 72mm, Height including bracket: 81,5mm, Operating temperature: -20°C - +45°C, E-approved: No, EMC-certificate: ECE R10

Use the QR-code and check out the product video.



# LIGHT UP YOUR SCENE

The perfect solution when you need to illuminate a specific area. This versatile lamp is engineered for both interior and exterior use. Delivers a clear white light, a perfectly controlled light scene. Suitable on the sides of a motorhome, at the back of a truck, on emergency vehicles, tractors, trailers or any kind of vehicle.

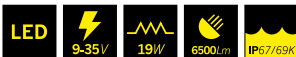
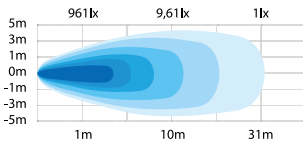
Mounting the lamp higher generates a larger illuminated area, while mounting it lower creates a smaller scene. The 52 diodes are engineered to deliver a LED beam pattern within 180° horizontal spread and 125° vertical spread. Can withstand harsh environments and vibrations.



Part No. 809244  
**SIBERIA SCENE LIGHT WORK LIGHT LED**

Voltage 9-35V DC  
Consumption 19W  
Theoretical lumen 6500  
Actual lumen 2296  
IP-class IP67/IP69K  
Beam pattern Flood  
Connection Cable  
Cable length 500mm

Material housing Aluminium  
Material lens Polycarbonate  
Length 150mm  
Height 47mm  
Depth 39,5mm  
Operating temperature -20°C - +45°C  
E-approved No  
EMC-certificate ECE R10



www.strands.se  
www.strandseurope.com



E-APPROVED  
REVERSING  
LIGHT

ADR-APPROVED



## UNIQUE SERIES

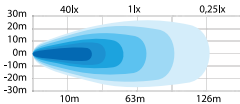
This series has a patented slim design. The housing is smaller which means they are less exposed to wear and tear. They come with a DT-connector which makes the installation easy. Both lamps in this series are E-approved as reversing lights according to regulation ECE R23. The lamps are fully radio interference free

(EMC-approved). They are also ECE R10 approved and approved for IP67 and IP69K. Our usual 48W is replaced by 908517 which gives more lumens and uses less power. Instead of 48W it now consumes only 25W. Our new production technique reduces power consumption to nearly 50%.

Part No. 908527

### WORK LIGHT 18W LED


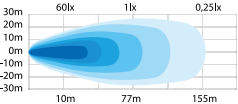
Voltage	12-32V DC
Consumption	18W
Theoretical lumen	1710
Actual lumen	1250
IP-class	IP67/IP69K
Connection	DT
Cable length	520mm
Material housing	Aluminium
Material lens	Polycarbonate
Width	101mm
Depth	37,35mm
Height	101mm
Height including bracket	130,8mm
Operating temperature	-20°C - +50°C
E-approved	ECE R23
EMC-certificate	ECE R10



Part No. 908517

### WORK LIGHT 25W LED

Voltage	12-32V DC
Consumption	25W
Theoretical lumen	3040
Actual lumen	2200
IP-class	IP67/IP69K
Connection	DT
Cable length	1002mm
Material housing	Aluminium
Material lens	Polycarbonate
Width	110mm
Depth	46,52mm
Height	110mm
Height including bracket	138,83mm
Operating temperature	-20°C - +50°C
E-approved	ECE R23
EMC-certificate	ECE R10







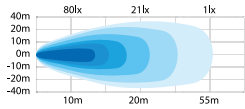
# ROCK SOLID – FOR HEAVY DUTY AND OEM VEHICLES

Strands professional lamp series is for you who require the best, both when it comes to quality and light output. It is strongly recommended for both OEM and bodybuilders. Developed and tested during two years time, with a result that exceeds all possible demands of quality. All Rock Solid work lights comes with a six years function warranty.

**ADR – TRANSPORT OF DANGEROUS GOODS**  
The work lights are ADR-approved for mounting on vehicles intended for transportation of dangerous goods by road, rail and domestic shipping. Requirements for approval: Damage to the light source must not lead to ignition.


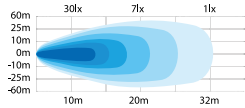
Part No. 8090-3300ADR  
**ROCK SOLID 38W LED FLOOD**

Voltage	10-33V DC
Consumption	38W
Theoretical lumen	4000
Actual lumen	3300
IP-class	IP68
Connection	DT
Beam pattern	Flood
Cable length	2500mm
Material housing	Aluminium
Material lens	Polycarbonate
Length	108,5mm
Depth	90mm
Height	108,5mm
Height including bracket	154mm
Operating temperature	-40°C - +50°C
E-approved	No
EMC-certificate	ECE R10



Part No. 8090-1750BADR  
**ROCK SOLID 17W E-APPROVED REVERSING LIGHT LED**

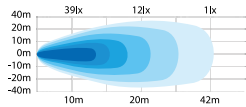
Voltage	10-33V DC
Consumption	17W
Theoretical lumen	2400
Actual lumen	1750
IP-class	IP68
Connection	DT
Beam pattern	Flood
Cable length	2500mm
Material housing	Aluminium
Material lens	Polycarbonate
Length	108,5mm
Depth	90mm
Height	108,5mm
Height including bracket	154mm
Operating temperature	-40°C - +50°C
E-approved	ECE R23
EMC-certificate	ECE R10



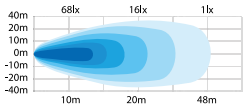




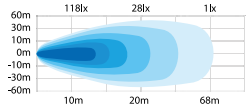
Part No. 8090-1750ADR  
ROCK SOLID 17W LED FLOOD



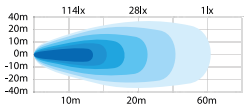
Part No. 8090-2500ADR  
ROCK SOLID 29W LED FLOOD



Part No. 8090-5400  
ROCK SOLID 62W LED FLOOD



Part No. 8090-7000  
ROCK SOLID 60W LED FLOOD



PART NO.	8090-1750ADR	8090-2500ADR	8090-5400	8090-7000
VOLTAGE	10-33V DC	10-33V DC	10-33V DC	12-32V DC
CONSUMPTION	17W	29W	62W	60W
THEORETICAL LUMEN	2400	3000	5850	7170
ACTUAL LUMEN	1750	2500	5400	6879
IP-CLASS	IP68	IP68	IP68	IP66/IP68
CONNECTION	DT	DT	Super seal	Super Seal
BEAM PATTERN	Flood	Flood	Flood	Flood
CABLE LENGTH	2500mm	2500mm	2500mm	2500mm
MATERIAL HOUSING	Aluminium	Aluminium	Aluminium	Aluminium
MATERIAL LENS	Polycarbonate	Polycarbonate	Polycarbonate	Polycarbonate
LENGTH	108,5mm	108,5mm	110mm	129mm
DEPTH	90mm	90mm	85mm	110mm
HEIGHT	108,5mm	108,5mm	110mm	85,3mm
HEIGHT INCLUDING BRACKET	154mm	154mm	159mm	159mm
OPERATING TEMPERATURE	-40°C · +50°C	-40°C · +50°C	-40°C · +50°C	-35 · +45°C
E-APPROVED	No	No	No	No
EMC-CERTIFICATE	ECE R10	ECE R10	ECE R10	ECE R10





# THE UNIQUE ALL-IN-ONE LAMP

Yeti is a combined work light and a warning light, in the shape of a LED bar. The warning light function is placed on each side. When the function is off, the space is used to provide a broad beam angle, which gives an outstanding light experience.

The robust design and flexible mounting options with sliding brackets, makes it a perfect solution for heavy duty, construction

and agriculture vehicles. Due to the work of construction machinery, where the vehicles often are standing still, Yeti comes with an automatic heating function. Unique and groundbreaking for this kind of lamp. The function automatically starts at 3°C and turns off when the desired temperature is reached.

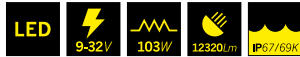
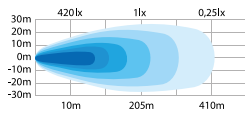
## WORK LIGHT AND WARNING LIGHT



Part No. 809149

### YETI SIDE SHOOTER LED BAR 24''

Voltage	9-32V DC	Cable length	970mm
Consumption	103W	Material housing	Aluminium
Patterns	1	Material lens	Polycarbonate
Theoretical lumen	12320	Length	610mm
Actual lumen	7286	Depth	63mm
1 lux @	205m	Height	78,5mm
IP-class	IP67/IP69K	Operating temperature	-20°C - +40°C
Beam pattern	Flood	E-approved	No
Position light	No	EMC-certificate	ECE R10
Connection	Cable		



Use the QR-code and check out the product video.



## GRMS 15.6 G



# WITHSTANDS EXTREME WEATHER

Izebreaker is a robust and vibration-resistant LED work light with a fantastic light output. Developed to withstand extreme environments and cold winters. Ideal for mining, construction, forestry, snow removal and more.

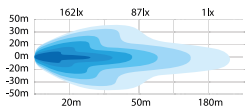
The bracket is specially designed to handle vibrations out of the ordinary. GRMS-tested (vibration tested) in laboratory.

With a vibration rating of 15.6 G, the lamp can handle vibrations without problems even in the most exposed places. Comes with a heating lens that keeps snow and ice away, without any manual handling by the driver. The function starts at 4°C.

Part No. 809243

### IZEBREAKER WORK LIGHT 58W LED

Voltage	10-32V DC	Material lens	Toughened glass
Consumption	58W	Length	105mm
Theoretical lumen	4300	Depth	75mm
Actual lumen	3600	Height	95mm
IP-class	IP68/IP69K	Height including bracket	125,5mm
Connection	DT-3 to DT-2	Operating temperature	-40°C - +85°C
Cable length	200mm	E-approved	-
Material housing	Aluminium	EMC-certificate	CISPR25 Class 3



Use the QR-code and check out the product video.



www.strands.se  
www.strandseurope.com



www.strands.se  
www.strandseurope.com



Part No. 809527  
WORK LIGHT 18W LED






Part No. 809529  
WORK LIGHT 9W LED



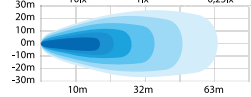


Part No. 809515  
WORK LIGHT 9W LED





Part No. 809516  
WORK LIGHT 9W LED





Part No. 809519  
WORK LIGHT 22W LED





Part No. 809517  
WORK LIGHT 25W LED



PART NO.	809527	809529	809515	809516	809519	809517
VOLTAGE	9-32V DC	9-32V DC	9-32V DC	9-32V DC	9-32V DC	9-32V DC
CONSUMPTION	18W	9W	9W	9W	22W	25W
THEORETICAL LUMEN	1710	950	950	950	2660	3040
ACTUAL LUMEN	1210	600	600	600	1945	2200
IP-CLASS	IP67/IP69K	IP67/IP69K	IP67/IP69K	IP67/IP69K	IP67/IP69K	IP67/IP69K
CONNECTION	–	–	–	–	–	Cable
CABLE LENGTH	520mm	520mm	520mm	520mm	520mm	1000mm
ON/OFF SWITCH	–	Yes	–	–	–	–
MATERIAL HOUSING	Aluminium	Aluminium	Aluminium	Aluminium	Aluminium	Aluminium
MATERIAL LENS	Polycarbonate	Polycarbonate	Polycarbonate	Polycarbonate	Polycarbonate	Polycarbonate
LENGTH	100mm	100mm	100mm	–	–	108mm
DEPTH	40mm	40/57mm	40mm	41,5mm	48mm	48 mm
HEIGHT	118mm	118mm	118mm	–	–	126,5mm
HEIGHT INCLUDING BRACKET	129mm	184,5mm	129mm	133mm	137mm	137mm
DIAMETER	–	–	–	107mm	114mm	–
OPERATING TEMPERATURE	-20°C · +50°C	-20°C · +50°C	-20°C · +50°C	-20°C · +50°C	-20°C · +50°C	-20°C · +50°C
E-APPROVED	No	No	No	No	No	ECE R23
EMC-CERTIFICATE	ECE R10	ECE R10	ECE R10	ECE R10	ECE R10	ECE R10



Part No. 809000  
WORK LIGHT MINI 10W LED





Use the QR-code  
and check out the  
product video.



Part No. 809001  
WORK LIGHT 13W LED



ADR-APPROVED





Part No. 809009-BI  
WORK LIGHT 8W LED





Part No. 809009-DT  
WORK LIGHT 14,5W LED



E-APPROVED  
REVERSING LIGHT

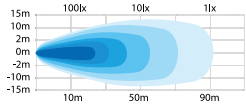
PART NO.	809000	809001	809009-BI	809009-DT
VOLTAGE	9-30V DC	10-32V DC	9-32V DC	10-32V DC
CONSUMPTION	10W	13W	8W	14,5W
THEORETICAL LUMEN	1080	1260	1140	1080
ACTUAL LUMEN	468	788	888	577
IP-CLASS	IP67	IP67	IP67/IP69K	IP67/IP69K
CONNECTION	Cable	Cable	Cable	DT
CABLE LENGTH	300mm	400mm	500mm	470mm
MATERIAL HOUSING	Aluminium	Aluminium	Aluminium	Aluminium
MATERIAL LENS	Acrylic	PC	Polycarbonate	PC
LENGTH	72mm	–	122mm	83mm
DEPTH	40,5mm	60mm	80,22mm	80,2mm
HEIGHT	65mm	–	92mm	75mm
HEIGHT INCLUDING BRACKET	81mm	110mm	110mm	89mm
DIAMETER	–	88mm	–	–
OPERATING TEMPERATURE	-35°C · +60°C	-40°C · +50°C	-20°C · +40°C	-20°C · +50°C
E-APPROVED	No	ECE R23	No	ECE R23
EMC-CERTIFICATE	ECE R10	ECE R10	ECE R10	ECE R10



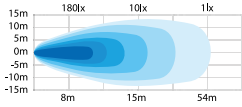




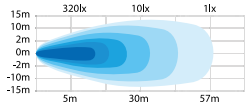
Part No. 809070  
WORK LIGHT 51,5W LED



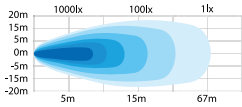
Part No. 809071  
WORK LIGHT 21,5W LED



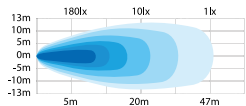
Part No. 809072  
WORK LIGHT 37W LED



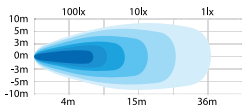
Part No. 809073  
WORK LIGHT 111W LED



Part No. 809074  
WORK LIGHT 15W LED



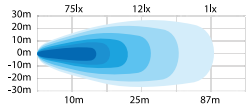
Part No. 809075  
WORK LIGHT 11,5W LED



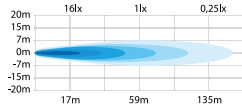
PART NO.	809070	809071	809072	809073	809074	809075
VOLTAGE	9-48V DC	9-32V DC	9-48V DC	9-32V DC	9-50V DC	9-50V DC
CONSUMPTION	51,5W	21,5W	37W	111W	15W	11,5W
THEORETICAL LUMEN	7200	2430	4800	10800	1800	900
ACTUAL LUMEN	6000	1700	4320	8000	1282	590
IP-CLASS	IP68	IP68	IP68	IP68	IP68	IP68
CONNECTION	DT	DT	DT	DT	DT	DT
CABLE LENGTH	300mm	300mm	300mm	300mm	300mm	300mm
MATERIAL HOUSING	Aluminium	Aluminium	Aluminium	Aluminium	Aluminium	Aluminium
MATERIAL LENS	Polycarbonate	PMMA	PMMA	Polycarbonate	Polycarbonate	Polycarbonate
LENGTH	155mm	109mm	105mm	220mm	100mm	55mm
DEPTH	66mm	74,9mm	64mm	91,3mm	54,2mm	68,4mm
HEIGHT	105mm	109,1mm	105mm	152mm	60,7mm	55mm
HEIGHT INCLUDING BRACKET	129,7mm	117,5mm	138mm	196mm	89,8mm	80,8mm
OPERATING TEMPERATURE	-40°C - +105°C	-40°C - +85°C	-40°C - +105°C	-40°C - +85°C	-40°C - +105°C	-40°C - +105°C
E-APPROVED	No	No	No	No	No	No
EMC-CERTIFICATE	Yes	Yes	Yes, CISPR25 Class 3	Yes	Yes	Yes



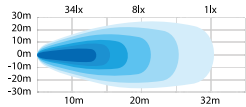
Part No. 809021  
WORK LIGHT 40,5W LED



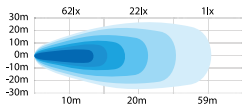
Part No. 809026  
WORK LIGHT 18W LED



Part No. 800685  
WORK LIGHT 15W LED



Part No. 800686  
WORK LIGHT 50W LED



PART NO.	809021	809026	800685	800686
VOLTAGE	9-36V DC	10-32V DC	10-35V DC	12-70V DC
CONSUMPTION	40,5W	18W	15W	50W
THEORETICAL LUMEN	5400	1260	1980	4500
ACTUAL LUMEN	4752	1063	1300	4000
IP-CLASS	IP68	IP67/IP69K	IP68	IP66/IP68
CONNECTION	DT	Cable	Cable	DT
CABLE LENGTH	135mm	520mm	2500mm	2500mm
MATERIAL HOUSING	Aluminium	Aluminium	PP	Aluminium
MATERIAL LENS	Tempered glass	Polycarbonate	Polycarbonate	Polycarbonate
LENGTH	120mm	159,8mm	101mm	101mm
DEPTH	65mm	63mm	77,5mm	75mm
HEIGHT	106mm	45,2mm	101mm	101mm
HEIGHT INCLUDING BRACKET	143mm	47,5mm	147,5mm	153mm
OPERATING TEMPERATURE	-40°C ~ +60°C	-20°C - +50°C	-40°C - +50°C	-40°C ~ +40°C
E-APPROVED	No	No	ECE R23	No
EMC-CERTIFICATE	ECE R10	ECE R10	ECE R10	ECE R10



MAGNET  
BASE

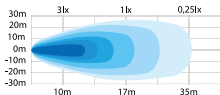



Part No. 809502

PORTABLE WORK LIGHT *LED*

Voltage 9-32V DC  
Consumption 16W  
Theoretical lumen 1600  
Actual lumen 600  
IP-class IP67/IP69K  
Connection USB  
Material housing Plastic  
Material lens Polycarbonate  
Length 100mm

Depth 57,2mm  
Height 120,25mm  
Height including bracket 159,35mm  
ON/OFF switch Yes  
Magnet Yes  
Battery Included  
Operating temperature -20°C - +50°C  
EMC-certificate ECE R10



180  
DEGREES  
ROTATABLE  
CLIP




Part No. 810002

FLASHLIGHT *LED*

Consumption 3W  
Theoretical lumen 200  
Length 23mm  
Depth 34mm

Height 160mm  
ON/OFF switch Yes  
Magnet Yes  
Battery 3xAAA included



MAGNET  
BASE

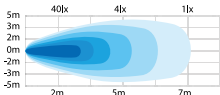


Part No. TD90005-N

PORTABLE WORK LIGHT *LED*

Voltage 9-32V DC or 220V AC  
Consumption 20W  
Theoretical lumen 1500  
Actual lumen 700  
IP-class IP67  
Cable length ~2000mm  
Material housing Aluminium  
Material lens Polycarbonate  
Length 132mm

Depth 73mm  
Height 175mm  
Cigarette plug adapter Yes and AC adapter  
ON/OFF switch Yes  
Magnet Yes  
Battery Included  
Operating temperature -30°C - +40°C  
EMC-certificate Yes



MAGNET  
BASE

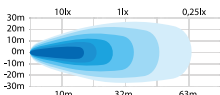


Part No. TD90007

PORTABLE WORK LIGHT *LED*

Voltage 12-24V DC  
Consumption 18W  
Theoretical lumen 1200  
Actual lumen 720  
IP-class IP67/IP69K  
Cable length 1200mm  
Material housing Aluminium  
Material lens Polycarbonate  
Length 165mm

Depth 75mm  
Height 72mm  
Height including bracket 161mm  
Cigarette plug adapter Yes  
ON/OFF switch Yes  
Magnet Yes  
Battery Included  
Operating temperature -10°C - +45°C  
EMC-certificate ECE R10



HIGH POWER  
BLUE BEAM

Part No. 809061

WORK LIGHT *BLUE LED*



Part No. 809062

WORK LIGHT 10W *LED*



Part No. 809064

FORKLIFT WARNING LIGHT *BLUE LINE LED*



Part No. 809063-R

FORKLIFT WARNING LIGHT *RED SPOT LED*



Part No. 809063

FORKLIFT WARNING LIGHT *BLUE SPOT LED*

PART NO.	809061	809062	809064	809063-R	809063
VOLTAGE	10-30V DC	10-80V DC	12-80V DC	10-100V DC	10-100V DC
CONSUMPTION	37,5W	10W	6,5W	6,5W	6,5W
THEORETICAL LUMEN	–	840	120	250	250
ACTUAL LUMEN	–	446	100	100	100
IP-CLASS	IP67	IP67/IP69K	IP67	IP67	IP67
CABLE LENGTH	500mm	520mm	500mm	400mm	400mm
MATERIAL HOUSING	Aluminium	Aluminium	Aluminium	Aluminium	Aluminium
MATERIAL LENS	PC	PC	PC	PC	PC
LENGHT	126mm	92,4mm	62mm	140mm	140mm
DEPTH	95mm	65mm	56,4mm	87mm	87mm
HEIGHT	151mm	49,6mm	53mm	90mm	90mm
HEIGHT INCLUDING BRACKET	156mm	61,3mm	98,5mm	115mm	115mm
OPERATING TEMPERATURE	-20°C ~ +50°C	-20°C · +50°C	-30°C · +40°C	-30°C · +40°C	-30°C · +40°C
E-APPROVED	No	No	No	No	No
EMC-CERTIFICATE	ECE R10	ECE R10	ECE R10	ECE R10	ECE R10





PAGE 106-137

# WARNING LIGHTS

---

Be seen and be safe. Warning lights play an important role, for both you and your surroundings. Strands cover a wide range of unique top quality models for everyday life. Advanced features in combination with modern design. Everything from extremely slim and powerful warning light bars to highly effective small and compact options.

## IT'S NOT A LAMP, IT'S A NIGHT GUARD

---

Reinventing innovation. Siberia Night Guard is developed for hard work challenges. You can now fit all your lighting needs into one single lamp. An extremely powerful warning light that also provides an unbeatable high beam. Embrace the simplicity and give yourself a night guard with the highest level of reliability. Multifunctional lighting providing safety in all weathers and in the darkest of darkness. At the same time Night Guard expresses passion and style in every detail.



**SIBERIA NIGHT GUARD**

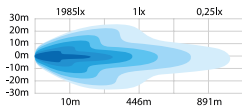
Part No. 809213, 809214, 809216, 809217

More information on page 108–113





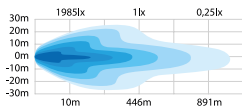
DUAL POSITION LIGHT



Part No. 809216  
SIBERIA NIGHT GUARD WARNING LIGHT LED BAR 12"



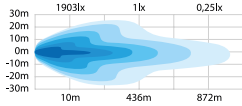
DUAL POSITION LIGHT



Part No. 809217  
SIBERIA NIGHT GUARD WARNING LIGHT LED BAR 22"



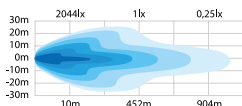
DUAL POSITION LIGHT



Part No. 809213  
SIBERIA NIGHT GUARD WARNING LIGHT LED BAR 32"



DUAL POSITION LIGHT



Part No. 809214  
SIBERIA NIGHT GUARD WARNING LIGHT LED BAR 38"

PART NO.	809216	809217	809213	809214
VOLTAGE	9-35V DC	9-35V DC	9-35V DC	9-35V DC
CONSUMPTION	46W	92W	87W	108W
THEORETICAL LUMEN	8000	16 000	12 000	14 400
ACTUAL LUMEN	2924	5911	4979	5867
1 LUX @	446m	432m	436m	452m
IP-CLASS	IP67/IP69K	IP67/IP69K	IP67/IP69K	IP67/IP69K
BEAM PATTERN	Combo	Combo	Combo	Combo
POSITION LIGHT	Yes, white and amber	Yes, white and amber	Yes, white and amber	Yes, white and amber
CONNECTION	Cable	Cable	Cable	Cable
CABLE LENGTH	2500 mm	2500 mm	2500 mm	2500 mm
MATERIAL HOUSING	Aluminium	Aluminium	Aluminium	Aluminium
MATERIAL LENS	Polycarbonate	Polycarbonate	Polycarbonate	Polycarbonate
LENGTH	307 mm	562 mm	810,6 mm	963,6 mm
DEPTH	71,6 mm	71,6 mm	55,5 mm	55,5 mm
HEIGHT	76 mm	76 mm	45 mm	45 mm
HEIGHT INCLUDING BRACKET	89 mm	89 mm	65 mm	65 mm
OPERATING TEMPERATURE	-20°C · +45°C	-20°C · +45°C	-20°C · +45°C	-20°C · +45°C
E-APPROVED	ECE R112, R7, R65	ECE R112, R7, R65	ECE R112, R7, R65	ECE R112, R7, R65
REF	45	45	45	45
EMC-CERTIFICATE	ECE R10	ECE R10	ECE R10	ECE R10



www.strands.se  
www.strandseurope.com

### HIGH BEAM

Night Guard covers the need for driving lights. The unbeatable high beam combines length and width in an optimized combination.

### WARNING LIGHT

The powerful LED's along the top delivers an highly effective warning light function.

### COVER ALL NEEDS

Night Guard comes in four sizes. 12", 22", 32" and 38". Perfect for trucks and excavators, small and large transport vehicles. Mount several of the smaller 12" size on your truck or mount the larger 38" on the truck's roof.

### DUAL POSITION LIGHT


Let the characteristic Siberia position light suit your personal style. Choose between amber or white light.

### E-APPROVED

All models are E-approved as warning light and driving light.

WARNING LIGHTS





E-APPROVED

The entire series is fully E-approved according to ECE R65 class 2. Class 2 means that the warning light ramp can be switched from day to night mode.

EXTREMELY SLIM

Unlike traditional alternatives on the market, Monitum will give you less wind noise and reduced fuel consumption. The height is only 33,5 mm.

SEVEN SIZES

The series contains sizes from 474 mm to 1850 mm.

POSITION LIGHT

Comes with 11 different warning light patterns. The Cruise Light feature – the position light – provides an appealing styling effect and increases your visibility on the roads.

POSITION LIGHT  
ECE R65 CLASS 2



MONITUM WARNING  
LIGHT BAR *SLIM LED*

Monitum is a slim warning light bar series with position light available in seven different lengths from 474 mm to 1850 mm. All lengths are fully E-approved according to ECE R65 Class 2. Monitums height is only 33,5 mm. It comes as a complete kit with control panel box, brackets, screws, nuts and washers.



Use the QR-code and check out the product video.



Part No. 850150  
MONITUM WIRELESS REMOTE CONTROL

Turn the bar on and off, switch between the light patterns and day/night mode. Powered by battery or USB cable. Compatible with new Monitum models (Wi-Fi symbol on top).



PART NO.	850140	850139	850141	850142	850145	850143	850144
VOLTAGE	12-24V DC	12-24V DC	12-24V DC	12-24V DC	12-24V DC	12-24V DC	12-24V DC
CONSUMPTION	84W	95W	100W	110W	115,5W	121W	159W
PATTERNS	11	11	11	11	11	11	11
IP-CLASS	IP67	IP67	IP67	IP67	IP67	IP67	IP67
COLOR LENS	Clear	Clear	Clear	Clear	Clear	Clear	Clear
COLOR LED	Amber	Amber	Amber	Amber	Amber	Amber	Amber
PCS OF LEDS	120	168	192	240	264	288	312
CABLE LENGTH	4000mm	4000mm	4000mm	4000mm	4000mm	4000mm	4000mm
LENGTH	474mm	780mm	932,7mm	1238,5mm	1391,4mm	1544,3mm	1850,1mm
WIDTH	199,8mm	199,8mm	199,8mm	199,8mm	199,8mm	199,8mm	199,8mm
HEIGHT	33,5mm	33,5mm	33,5mm	33,5mm	33,5mm	33,5mm	33,5mm
HEIGHT INCLUDING FEET	74,5mm	74,5mm	74,5mm	74,5mm	74,5mm	74,5mm	74,5mm
E-APPROVED	ECE R65 Class 2	ECE R65 Class 2	ECE R65 Class 2	ECE R65 Class 2	ECE R65 Class 2	ECE R65 Class 2	ECE R65 Class 2
EMC-CERTIFICATE	ECE R10	ECE R10	ECE R10	ECE R10	ECE R10	ECE R10	ECE R10



## SLIM DESIGN, BIG IMPRESSION

Monitum is designed for you who are looking for something out of the ordinary. The extremely slim design combined with an attractive position light and high light output make it one of the most sought-after warning light bars on the market. Add the wireless remote control to easily turn it on and off – and to switch between the 11 different light patterns. Compatible with all bars from the Monitum series, which is of the latest model with Wi-Fi symbol on top.

**MONITUM WARNING LIGHT BAR SLIM LED**

Part No. 850139-850145

*More information on page 114–117*





T-STROBE WARNING LIGHT BAR *LED*

ECE R65 class 2 approved light bar that makes you stand out in traffic. Clean looking and easy to install. Comes complete with control panel and mounting hardware. Available in sizes from 467 mm to 1830 mm. A bestseller thanks to its unique design and incredible quality.



PART NO.	8509049	8509050	8509051	8509052	8509053
VOLTAGE	10-30V DC	10-30V DC	10-30V DC	10-30V DC	10-30V DC
WATT	75	123	147	171	219
PATTERNS	11	11	11	11	11
IP-CLASS	IP67	IP67	IP67	IP67	IP67
COLOR LENS	Clear	Clear	Clear	Clear	Clear
COLOR LED	Amber	Amber	Amber	Amber	Amber
PCS OF LEDS	100	164	196	228	292
CABLE LENGTH	6000mm	6000mm	6000mm	6000mm	6000mm
LENGTH	467mm	920mm	1148mm	1375mm	1830mm
WIDTH	305mm	305mm	305mm	305mm	305mm
HEIGHT	60mm	60mm	60mm	60mm	60mm
HEIGHT INCLUDING FEETS	113mm	113mm	113mm	113mm	113mm
E-APPROVED	ECE R65 class 2	ECE R65 class 2	ECE R65 class 2	ECE R65 class 2	ECE R65 class 2
EMC-CERTIFICATE	ECE R10	ECE R10	ECE R10	ECE R10	ECE R10



Part No. 800265  
MONEO WARNING LIGHT *SURFACE MOUNTING LED*



Part No. 809066  
WARNING LIGHT *SURFACE MOUNTING LED*



Part No. 809067  
WARNING LIGHT *POLE/DIN MOUNTING LED*



Part No. 809068  
WARNING LIGHT *MAGNET/CIG PLUG LED*



E-APPROVED  
PORTABLE

Part No. 809084  
WARNING LIGHT *PORTABLE LED*

PART NO.	800265	809066	809067	809068	809084
VOLTAGE	12-24V DC	12-24V DC	12-24V DC	12-24V DC	12-24V DC or 220V AC
CONSUMPTION	27W	36W	36W	36W	14,5W
PATTERNS	8	3	3	3	3
IP-CLASS	IP68	IP56	IP56	IP56	IP65
COLOR LENS	Amber	Amber	Amber	Amber	Amber
COLOR LED	White	White	White	White	Amber
CABLE LENGTH	3000mm	200mm	–	–	4000mm
HEIGHT	112mm	144mm	210mm	140mm	140mm
DIAMETER	162mm	125mm	132mm	132mm	128mm
CC	91,2/115,1/ 132,8mm	114mm	–	–	–
E-APPROVED	ECE R65	ECE R65	ECE R65	ECE R65	ECE R65
EMC-CERTIFICATE	ECE R10	ECE R10	ECE R10	ECE R10	ECE R10



# INSPIRATIONS FROM NATURE

Ambra warning lights comes with a groundbreaking apperance. Clean, beautiful and far from standard. The inside is developed with inspiration from the beautiful Scandinavian amber stone.

A unique expression that has fascinated us since ancient times. Two of the models are now ADR-approved for mounting on vehicles intended for transportation of dangerous goods.

NEWS NOW  
ADR-APPROVED



Part No. 850930  
AMBRA WARNING LIGHT *SURFACE MOUNTING LED*

NEWS NOW  
ADR-APPROVED



Part No. 850931  
AMBRA WARNING LIGHT *POLE/DIN MOUNTING LED*



Part No. 850932  
AMBRA WARNING LIGHT *MAGNET / CIG PLUG LED*

PART NO.	850930	850931	850932
VOLTAGE	10-48V DC	10-48V DC	10-48V DC
CONSUMPTION	40W	40W	40W
PATTERNS	11	11	11
IP-CLASS	IP67	IP67	IP67
COLOR LENS	Amber	Amber	Amber
COLOR LED	Amber	Amber	Amber
CABLE LENGTH	500mm	500mm	500mm
HEIGHT	51mm	138mm	54mm
DIAMETER	110mm	110mm	110mm
CC	87,5mm	–	87,5mm
ADR-APPROVED	Yes	Yes	No
E-APPROVED	ECE R65	ECE R65	ECE R65
EMC-CERTIFICATE	ECE R10	ECE R10	ECE R10



## AMBER STONE

Clean, beautiful and far from standard. The lens is created in one piece with an inside inspired by the beautiful Scandinavian amber stone.

## APPROVALS

All of the lamps in the Ambra series are fully E-approved according to ECE R65. Two of them are also ADR-approved.

## DIFFERENT MODELS

Ambra comes in models for all needs Surface mounting, pole mounting and with magnet.

## EXTREMELY DURABLE

The compact design of the LED technology enables the innovative design. This is top-quality lighting, an efficient light with extremely long life. To further enhance your safety, Ambra comes with a three-year function warranty.



Use the QR-code and check out the product video.





Part No. 809094

**WARNING LIGHT SLIM**  
*SURFACE MOUNTING LED*

Voltage	9-30V DC
Consumption	10W
Patterns	7
IP-class	IP67
Color lens	Clear
Color LED	Amber
Height	46mm
Diameter	112mm
CC	90mm
E-approved	ECE R65
EMC-certificate	ECE R10



Part No. 809095

**WARNING LIGHT SLIM**  
*POLE/DIN MOUNTING LED*

Voltage	9-30V DC
Consumption	10W
Patterns	7
IP-class	IP67
Color lens	Clear
Color LED	Amber
Height	140mm
Diameter	112mm
E-approved	ECE R65
EMC-certificate	ECE R10



Part No. 809096

**WARNING LIGHT SLIM**  
*MAGNET / CIG PLUG LED*

Voltage	9-30V DC
Consumption	10W
Patterns	7
IP-class	IP67
Color lens	Clear
Color LED	Amber
Height	46mm
Diameter	112mm
CC	90mm
E-approved	ECE R65
EMC-certificate	ECE R10



Part No. 809060

**WARNING LIGHT SLIM**  
*SURFACE MOUNTING LED*

Voltage	12-24V DC
Consumption	27W
Patterns	10
IP-class	IP67
Color lens	Amber
Color LED	White
Cable length	500mm
Height	48mm
Diameter	112mm
CC	89,2/77,3mm
E-approved	ECE R65
EMC-certificate	ECE R10



ADR-APPROVED

Part No. 809051

**WARNING LIGHT SLIM**  
*POLE/DIN MOUNTING LED*

Voltage	12-24V DC
Consumption	27W
Patterns	10
IP-class	IP67
Color lens	Amber
Color LED	White
Height	139mm
Diameter	92mm
E-approved	ECE R65
EMC-certificate	ECE R10



ADR-APPROVED

Part No. 809050

**WARNING LIGHT SLIM**  
*MAGNET / CIG PLUG LED*

Voltage	12-24V DC
Consumption	27W
Patterns	10
IP-class	IP67
Color lens	Amber
Color LED	White
Cable length	2500mm
Height	48mm
Diameter	112mm
CC	89,2/77,3mm
E-approved	ECE R65
EMC-certificate	ECE R10





Part No. 809056-C

WARNING LIGHT *SURFACE MOUNTING LED*

Voltage	12-24V DC	Cable length	200mm
Consumption	36W	Height	183mm
Patterns	3	Diameter	140mm
IP-class	IP56	CC	111mm
Color lens	Clear	E-approved	ECE R65
Color LED	Amber	EMC-certificate	ECE R10



Part No. 809056

WARNING LIGHT *SURFACE MOUNTING LED*

Voltage	12-24V DC	Cable length	200mm
Consumption	36W	Height	183mm
Patterns	3	Diameter	140mm
IP-class	IP56	CC	111mm
Color lens	Amber	E-approved	ECE R65
Color LED	White	EMC-certificate	ECE R10



Part No. 809057

WARNING LIGHT *POLE/DIN MOUNTING LED*

Voltage	12-24V DC	Cable length	–
Consumption	36W	Height	234mm
Patterns	3	Diameter	128mm
IP-class	IP56	E-approved	ECE R65
Color lens	Amber	EMC-certificate	ECE R10
Color LED	White		



Part No. 809058

WARNING LIGHT *MAGNET / CIG PLUG LED*

Voltage	12-24V DC	Cable length	4000mm
Consumption	36W	Height	183mm
Patterns	3	Diameter	140mm
IP-class	IP56	CC	111mm
Color lens	Amber	E-approved	ECE R65
Color LED	White	EMC-certificate	ECE R10



WARNING LIGHTS





ADR-APPROVED



Part No. 850185HP-A

LIGHTHEAD 3 LED

Voltage	12-24 V DC	Length	75,5mm
Consumption	9W	Width	28,1mm
Patterns	12	Height	10mm
IP-class	IP68	CC	65,5mm
Color lens	Clear	E-approved	ECE R65
Color LED	Amber	EMC-certificate	ECE R10
Cable length	2000 mm		



Part No. 850185HP-B

LIGHTHEAD 3 LED

Voltage	12-24 V DC	Length	75,5mm
Consumption	9W	Width	28,1mm
Patterns	12	Height	10mm
IP-class	IP68	CC	65,5mm
Color lens	Clear	E-approved	ECE R65
Color LED	Blue	EMC-certificate	ECE R10
Cable length	2000 mm		



Part No. 850180HP-A

LIGHTHEAD 6 LED

Voltage	12-24 V DC	Length	113mm
Consumption	18W	Width	28,4mm
Patterns	20	Height	9,9mm
IP-class	IP68	CC	102,93mm
Color lens	Clear	E-approved	ECE R65 class 2
Color LED	Amber	EMC-certificate	ECE R10
Cable length	2000 mm		



Part No. 850180HP-B

LIGHTHEAD 6 LED

Voltage	12-24 V DC	Length	113mm
Consumption	18W	Width	28,4mm
Patterns	20	Height	9,9mm
IP-class	IP68	CC	102,93mm
Color lens	Clear	E-approved	ECE R65 class 2
Color LED	Blue	EMC-certificate	ECE R10
Cable length	2000 mm		



ADR-APPROVED

This is a very slim lighthouse warning light. E-approved according to ECE R65. 180° beam angle. The warning light is ADR-approved for mounting on vehicles intended for transportation of dangerous goods by road, rail and domestic shipping. Requirements for approval: Damage to the light source must not lead to ignition.



Part No. 850170HP-A

LIGHTHEAD 6 LED

Voltage	12-24 V DC	Length	113mm
Consumption	18W	Width	29mm
Patterns	20	Height	9,2mm
IP-class	IP66/IP68	CC	102,93mm
Color lens	Clear	E-approved	ECE R65
Color LED	Amber	EMC-certificate	ECE R10
Cable length	2000 mm		



E-APPROVED  
ULTRA SLIM



Part No. 850201HP-A  
LIGHthead ULTRA SLIM 3 LED

Voltage	9-30V DC
Consumption	3W
Patterns	26
IP-class	IP67
Color lens	Clear
Color LED	Amber
Cable length	400mm
Length	82mm
Depth	7mm
Height	31mm
CC	67.9mm
E-approved	ECE R65
EMC-certificate	ECE R10



Use the QR-code  
and check out the  
product video.



E-APPROVED  
ULTRA SLIM



Part No. 850202HP-A  
LIGHthead ULTRA SLIM 4 LED

Voltage	9-30V DC
Consumption	5W
Patterns	26
IP-class	IP67
Color lens	Clear
Color LED	Amber
Cable length	400mm
Length	98mm
Depth	7mm
Height	31mm
CC	83.9mm
E-approved	ECE R65
EMC-certificate	ECE R10



Use the QR-code  
and check out the  
product video.



E-APPROVED  
ULTRA SLIM



Part No. 850203HP-A  
LIGHthead ULTRA SLIM 6 LED

Voltage	9-30V DC
Consumption	7W
Patterns	26
IP-class	IP67
Color lens	Clear
Color LED	Amber
Cable length	400mm
Length	131mm
Depth	7mm
Height	31mm
CC	118mm
E-approved	ECE R65
EMC-certificate	ECE R10



Use the QR-code  
and check out the  
product video.



Part No. 850130HP-A  
LIGHthead 6 LED

Voltage	12-24V DC
Consumption	16W
Patterns	26
IP-class	IP68
Color lens	Clear
Color LED	Amber
Cable length	250mm
Length	132mm
Width	45mm
Height	10mm
CC	125mm
E-approved	ECE R65 Class 2
EMC-certificate	ECE R10



ECE R65 CLASS 2



Part No. 850135HP-A  
LIGHthead 12 LED

Voltage	12-24V DC
Consumption	16W
Patterns	26
IP-class	IP68
Color lens	Clear
Color LED	Amber/white
Cable length	250mm
Length	132mm
Width	45mm
Height	10mm
CC	125mm
E-approved	ECE R65 Class 2
EMC-certificate	ECE R10



ECE R65 CLASS 2  
DUAL COLOR



Part No. 850135HP-B  
LIGHthead 12 LED

Voltage	12-24V DC
Consumption	16W
Patterns	26
IP-class	IP68
Color lens	Clear
Color LED	Amber/blue
Cable length	250mm
Length	132mm
Depth	10mm
Height	45mm
CC	125mm
E-approved	ECE R65 Class 2
EMC-certificate	ECE R10



ECE R65 CLASS 2  
DUAL COLOR







DUAL  
COLOR

Part No. 850204HP-A

LIGHthead DUAL 4 LED

Voltage	10-32V DC
Consumption	8,5W
Patterns	15
IP-class	IP67
Color lens	Clear
Color LED	White/amber
Cable length	300mm
Length	73mm
Depth	14,22mm
Height	55mm
CC	64mm
E-approved	ECE R65 (amber)
EMC-certificate	ECE R10



Use the QR-code  
and check out the  
product video.



180°  
BEAM  
ANGLE

Part No. 850197HP-A

LIGHthead CURVED 5 LED

This is a curved and E-approved (ECE R65) lighthead. The five powerful diodes are positioned so that the light gives you a 180° beam angle. The lighthead has 10 different flash patterns and several units can be synchronized.

Voltage	12-24V DC
Consumption	12W
Patterns	10
IP-class	IP67
Color lens	Clear
Color LED	Amber
Cable length	300mm
Length	120mm
Depth	30mm
Height	36mm
CC	110mm
E-approved	ECE R65
EMC-certificate	ECE R10



Use the QR-code  
and check out the  
product video.



Part No. 850195HP-A

LIGHthead SLIM 12 LED

Voltage	10-30V DC
Consumption	6W
Patterns	10
IP-class	IP67
Color lens	Amber
Color LED	Amber
Cable length	2000mm
Length	114mm
Width	44mm
Height	11,5mm
CC	104mm
E-approved	ECE R65
EMC	ECE R10



Part No. 850205HP-A

LIGHthead DUAL LED

Voltage	9-30V DC
Consumption	4W
Patterns	23
IP-class	–
Base	T10
Color LED	Amber
Cable length	3100mm
Height	32mm
Diameter	25mm
E-approved	No
EMC-certificate	ECE R10



Use the QR-code  
and check out the  
product video.



FITS  
IN T10  
SOCKET

Part No. 850190HP-A light | 850191 mounting bracket

LIGHthead MINI EYE 3 LED

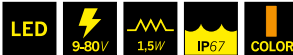
Voltage	12-24V DC
Consumption	9W
Patterns	12
IP-class	IP68
Color lens	Clear
Color LED	Amber
Cable length	1500mm
Height	39,62mm
Diameter	26,4mm
Diameter with rubber gasket	35,7mm
Diameter mounting hole	24,7mm
E-approved	ECE R65
EMC-certificate	ECE R10



Part No. 850200-AM

REVERSING ALARM /  
WARNING LIGHT LED

Voltage	9-80V DC
Consumption	1,5W
Patterns	1
Decibel	92-107db
IP-class	IP67
Color lens	Clear
Color LED	Amber
Cable length	300
Length	101,9mm
Depth	43mm
Height	87,9mm
CC	86,97/85,43mm
E-approved	–
EMC-certificate	ECE R10



92-107DB





Part No. 850155HP-R  
LIGHTHEAD HIGH POWER 3 LED



Part No. 850165HP-R  
LIGHTHEAD HIGH POWER 4 LED



Part No. 850155HP-B  
LIGHTHEAD HIGH POWER 3 LED



Part No. 850165HP-B  
LIGHTHEAD HIGH POWER 4 LED



Part No. 850155HP-W  
LIGHTHEAD HIGH POWER 3 LED



Part No. 850165HP-W  
LIGHTHEAD HIGH POWER 4 LED



Part No. 850155-A  
LIGHTHEAD 3 LED



Part No. 850155HP-A  
LIGHTHEAD HIGH POWER 3 LED



Part No. 850165HP-A  
LIGHTHEAD HIGH POWER 4 LED



Part No. 850175HP-AM  
LIGHTHEAD 4 LED



Part No. 850176HP-AM  
LIGHTHEAD 6 LED



Part No. 850176HP-WM  
LIGHTHEAD 6 LED

PART NO.	850155HP-R	850165HP-R	850155HP-B	850165HP-B	850155HP-W	850165HP-W
VOLTAGE	12-24V DC	12-24V DC	12-24V DC	12-24V DC	12-24V DC	12-24V DC
WATT	9	9	9	9	9	9
PATTERNS	12	19	12	19	12	19
IP-CLASS	IP68	IP68	IP68	IP68	IP68	IP68
COLOR LENS	Clear	Clear	Clear	Clear	Clear	Clear
COLOR LED	Red	Red	Blue	Blue	White	White
CABLE LENGTH	500mm	500mm	500mm	500mm	500mm	500mm
LENGTH	90mm	110mm	90mm	110mm	90mm	110mm
WIDTH	39mm	39mm	39mm	39mm	39mm	39mm
HEIGHT	29mm	29mm	29mm	29mm	29mm	29mm
CC	85,56mm	103,09mm	85,56mm	103,09mm	85,56mm	103,09mm
E-APPROVED	ECE R65	ECE R65	ECE R65	ECE R65	No	No
EMC-CERTIFICATE	ECE R10	ECE R10	ECE R10	ECE R10	ECE R10	ECE R10

PART NO.	850155-A	850155HP-A	850165HP-A	850175HP-AM	850176HP-AM	850176HP-WM
VOLTAGE	12-24V DC	12-24V DC	12-24V DC	9-30V DC	9-30V DC	9-30V DC
WATT	3	9	9	12	18	18
PATTERNS	11	12	19	26	26	26
IP-CLASS	IP65	IP68	IP68	IP67	IP67	IP67
COLOR LENS	Clear	Clear	Clear	Clear	Clear	Clear
COLOR LED	Amber	Amber	Amber	Amber	Amber	White
CABLE LENGTH	500mm	500mm	500mm	2500mm	2500mm	2500mm
LENGTH	85mm	90mm	110mm	96mm	128mm	128mm
WIDTH	30mm	39mm	39mm	20mm	20mm	20mm
HEIGHT	35mm	29mm	29mm	28mm	28mm	28mm
CC	85,56mm	85,56mm	103,09mm	89,95mm	122,23mm	122,23mm
E-APPROVED	ECE R65	ECE R65	ECE R65	ECE R65	ECE R65	No
EMC-CERTIFICATE	ECE R10	ECE R10	ECE R10	ECE R10	ECE R10	ECE R10





INDICATOR FOR  
REAR LIFT PLATFORMS



Part No. 800152

WARNING LIGHT *LED*

Voltage	12-24V DC	Length	109,7mm
Watt	5	Height	14,78mm
Patterns	1	Width	86,43mm
IP-class	IP66/IP68	CC	78,47mm
Color lens	Amber	E-approved	ECE R6
Color LED	White	EMC-certificate	ECE R10
Cable length	3000mm		



Part No. 800218

WARNING LIGHT *6 LED*

Voltage	10-30V DC	Length	143mm
Watt	18	Height	110mm
Patterns	1	Width	46mm
IP-class	IP67	CC	80/97mm
Color lens	Clear	E-approved	ECE R65
Color LED	Amber	EMC-certificate	ECE R10
Cable length	1900mm		



Part No. 800219

WARNING LIGHT *6 LED*

Voltage	10-30V DC	Cable length	1900mm
Watt	18	Length	125mm
Patterns	1	Height	97mm
IP-class	IP67	Width	62mm
Color lens	Clear	E-approved	ECE R65
Color LED	Amber	EMC-certificate	ECE R10



6 PCS  
SYNCABLE



Part No. TD90009

SMART WARNING LIGHT *LED*

Voltage	12-24V DC or 240V AC	Battery	LI 703040
Patterns	5	Charger	240V AC adapter and cig plug 12-24V DC
IP-class	IP67	Cable length	1500mm
Color lens	Clear	Length	108mm
Color LED	Amber	Depth	92mm
Magnetic	Yes	Height	30mm
Viewing angle	360° horizontal, 180° vertical	EMC-certificate	Yes
Rechargeable	Yes (72 hours battery time)		



Use the QR-code and check out the product video.

RECHARGEABLE



Part No. TD90000  
SAFETY FLASH PUCK *LED*



Part No. TD90001  
SAFETY FLASH PUCK *LED*



Part No. TD90002  
SAFETY FLASH PUCK *LED*



Part No. TD90000-Y  
SAFETY FLASH PUCK *LED*



Part No. TD90001-Y  
SAFETY FLASH PUCK *LED*



Part No. TD90002-Y  
SAFETY FLASH PUCK *LED*



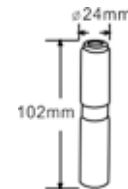
Part No. TD90000-BL  
SAFETY FLASH PUCK *LED*



Part No. TD90002-B  
SAFETY FLASH PUCK *LED*

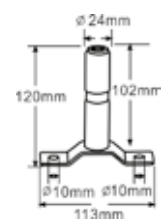
PART NO.	TD90000	TD90001	TD90002	TD90000-Y	TD90001-Y	TD90002-Y	TD90000-BL	TD90002-B
PATTERNS	9	9	9	9	9	9	9	9
PCS OF LEDS	16	16	16	16	16	16	16	16
IP-CLASS	IP66	IP66	IP66	IP66	IP66	IP66	IP66	IP66
DIAMETER	110mm	110mm	110mm	110mm	110mm	110mm	110mm	110mm
HEIGHT	35mm	35mm	35mm	35mm	35mm	35mm	35mm	35mm
MAGNETIC	Yes	Yes	Yes	Yes	Yes	Yes	Yes	Yes
RECHARGEABLE	–	Yes	Yes	–	Yes	Yes	–	Yes
12/24V DC AND 240V AC CHARGER	–	Yes	Yes	–	Yes	Yes	–	Yes
PCS IN CASE	–	–	6	–	–	6	–	6
COLOR	Amber	Amber	Amber	Yellow	Yellow	Yellow	Blue	Blue





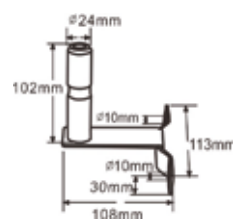
Part No. 270450  
**POLE MOUNTING BRACKET** *BOLT FIX*

DIN, connectors: 2x6,3mm male blade terminals,  
hole diameter: 24mm, with rubber end cap



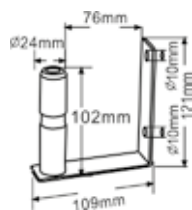
Part No. 270451  
**POLE MOUNTING BRACKET** *STEM FIX*

DIN, connectors: 2x6,3mm male blade terminals,  
hole diameter: 24mm, with rubber end cap



Part No. 270452  
**POLE MOUNTING BRACKET** *SIDE FIX*

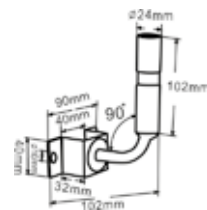
DIN, connectors: 2x6,3mm male blade terminals,  
hole diameter: 24mm, with rubber end cap



Part No. 270453

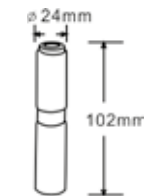
**POLE MOUNTING BRACKET** *ANGLE*

DIN, connectors: 2x6,3mm male blade terminals,  
hole diameter: 24mm, with rubber end cap



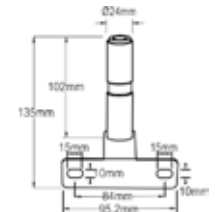
Part No. 270454  
**POLE MOUNTING BRACKET** *ROTATABLE 360°*

DIN, connectors: 2x6,3mm male blade terminals,  
hole diameter: 24mm, with rubber end cap



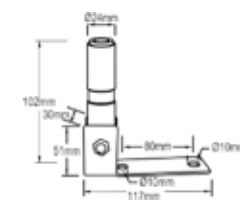
Part No. 270455  
**POLE MOUNTING BRACKET** *WELDABLE*

DIN, connectors: 2x6,3mm male blade terminals,  
hole diameter: 24mm, with rubber end cap



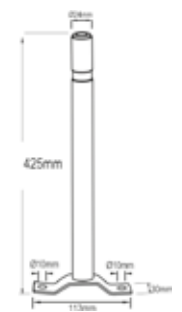
Part No. 270456  
**POLE MOUNTING BRACKET** *SIDE FIX*

DIN, connectors: 2x6,3mm male blade terminals,  
hole diameter: 24mm, with rubber end cap



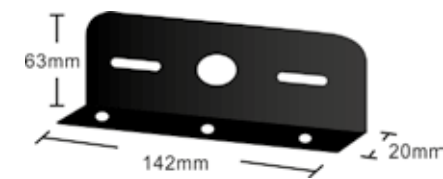
Part No. 270457  
**POLE MOUNTING BRACKET** *FOLDABLE*

DIN, connectors: 2x6,3mm male blade terminals,  
hole diameter: 24mm, with rubber end cap



Part No. 270458  
**POLE MOUNTING BRACKET** *LONG*

DIN, connectors: 2x6,3mm male blade terminals,  
hole diameter: 24mm, with rubber end cap



Part No. 270459  
**BRACKET FOR LIGHTHEAD** *UNIVERSAL*

CC: 92-127mm

Part No. 270460  
**BRACKET FOR WARNING LIGHT** *UNIVERSAL*

CC: 99-159mm





PAGE 138-159

# TAIL LIGHTS

---

Strands offers durable tail lights with all the features you need for a variety of purposes. Many of them are multi-functional, from one to six integrated functions. Our selection stands for high quality materials, new technology and modern design. A combination that can change the look of your vehicle completely.



**DYNAMIC START UP  
AND DYNAMIC INDICATOR**



Part No. 800621  
**TAIL LIGHT 3 FUNCTIONS  
LED / LEFT**



**DYNAMIC START UP  
AND DYNAMIC INDICATOR**



Part No. 800622  
**TAIL LIGHT 3 FUNCTIONS  
LED / RIGHT**



**INDICATOR LED**



Part No. 800623



**TAIL LIGHT 2 FUNCTIONS LED**



Part No. 800620



**TAIL LIGHT 2 FUNCTIONS LED**



Part No. 800624



**RUBBER GASKET**



Part No. 800612

## IZE LED DARK KNIGHT

The revolutionary IZE LED series is now being expanded. Dark Knight is an exclusive interpretation of your most confident night drive. An exclusive, all-black version. Dark tinted lens, dark chrome ring. A sophisticated look, day and night. Comes with all the IZE LED functions – such as dynamic indicator and dynamic start up light. All models fully E-approved. The model with three functions (800606 + 800607) have a D-class certification that enables you to mount them as a unit on the vehicle, two lamps per side.

Discover more on page 14–15.

Use the QR-code and check out the product video.



PART NO.	800621/ 800622	800623	800620	800624	800606/ 800607	800601	800600	800609
VOLTAGE	10-30V DC	10-30V DC	10-30V DC	10-30V DC	10-30V DC	10-30V DC	10-30V DC	10-30V DC
FUNCTIONS	Tail with dynamic start up, brake, dynamic indicator	Indicator	Tail, brake	Reverse, fog	Tail with dynamic start up, brake, dynamic indicator	Indicator	Tail, brake	Reverse, fog
IP-CLASS	IP67	IP67	IP67	IP67	IP67	IP67	IP67	IP67
COLOR LENS	Clear smoked	Clear smoked	Clear smoked	Clear smoked	Clear	Clear	Clear	Clear
CABLE LENGTH	2500mm	2500mm	2500mm	2500mm	2500mm	2500mm	2500mm	2500mm
DEPTH	15,31/44/49mm	15,31/44/49mm	15,31/44/49mm	15,31/44/49mm	15,31/44/49mm	15,31/44/49mm	15,31/44/49mm	15,31/44/49mm
DIAMETER	155/162,3mm	155/162,3mm	155/162,3mm	155/162,3mm	155/162,3mm	155/162,3mm	155/162,3mm	155/162,3mm
E-APPROVED	ECE R6, R7, R48 type D	ECE R6	ECE R7	ECE R23, R38	ECE R6, R7, R48 type D	ECE R6	ECE R7	ECE R23, R38
EMC-CERTIFICATE	ECE R10	ECE R10	ECE R10	ECE R10	ECE R10	ECE R10	ECE R10	ECE R10



www.strands.se  
www.strandseurope.com

### FIVE MODELS – TWO LOOKS

Comes in five different models (1 to 3 functions), all with top modern features for different needs. Choose between two looks – the standard version or the black Dark Knight version.

### DYNAMIC INNOVATION

The series contains models with dynamic indicator and dynamic start up light. The dynamic feature means that the diodes come on, one after the other, which gives an eye-catching appearance to your vehicle.



### E-APPROVED

The series is fully E-approved, ideal for trucks, trailers, pickup trucks, construction equipment and other similar vehicles.

### ALL BLACK

Release your dark side with the all-black versions of IZE LED. Dark Knight comes with a dark tinted lens and dark chrome ring.

#### DYNAMIC START UP



#### DYNAMIC INDICATOR






MORE INNOVATIVE,  
MORE EYE-CATCHING,  
MORE YOU.

---

**IZE LED DYNAMIC TAIL LIGHTS**  
Part No. 800606-800607  
*More information on page 140–143*







Part No. 800109  
TAIL LIGHT *LED*



Part No. 800110  
TAIL/BRAKE LIGHT *LED*



Part No. 800111  
INDICATOR *LED*



Part No. 800114  
FOG LIGHT *LED*



Part No. 800115  
WARNING LIGHT *LED*




Part No. 800116  
REVERSING LIGHT *LED*

PART NO.	800109	800110	800111	800114	800115	800116
VOLTAGE	24V DC	24V DC	24V DC	24V DC	24V DC	24V DC
FUNCTIONS	Tail	Tail, brake	Indicator	Fog	Warning light	Reverse
IP-CLASS	IP66	IP66	IP66	IP66	IP66	IP66
LENGTH	130mm	130mm	130mm	130mm	130mm	130mm
DEPTH	45mm	45mm	45mm	45mm	45mm	45mm
HEIGHT	110mm	110mm	110mm	110mm	110mm	110mm
CC	115mm	115mm	115mm	115mm	115mm	115mm
CABLE LENGTH	2500mm	2500mm	2500mm	2500mm	2500mm	2500mm
E-APPROVED	ECE R7	ECE R7	ECE R6	ECE R38	No	ECE R23
EMC-CERTIFICATE	ECE R10	ECE R10	ECE R10	ECE R10	ECE R10	ECE R10




Part No. 800123  
TAIL LIGHT *LED*



Part No. 800124  
TAIL/BRAKE/  
INDICATOR LIGHT *LED*



Part No. 800126  
TAIL/BRAKE LIGHT *LED*



Part No. 800127  
INDICATOR *LED*



Part No. 800128  
FOG LIGHT *LED*



Part No. 800112 Single housing  
800113 Double housing  
800112-P Rubber gasket  
HOUSING

PART NO.	800123	800124	800126	800127	800128
VOLTAGE	24V DC	24V DC	24V DC	24V DC	24V DC
FUNCTIONS	Tail	Tail, brake, indicator	Tail/brake	Indicator	Fog
IP-CLASS	IP66	IP66	IP66	IP66	IP66
LENGTH	130mm	130mm	130mm	130mm	130mm
DEPTH	45mm	45mm	45mm	45mm	45mm
HEIGHT	110mm	110mm	110mm	110mm	110mm
CC	115mm	115mm	115mm	115mm	115mm
CABLE LENGTH	2500mm	2500mm	2500mm	2500mm	2500mm
E-APPROVED	ECE R7	ECE R6, R7	ECE R7	ECE R6	ECE R38
EMC-CERTIFICATE	ECE R10	ECE R10	ECE R10	ECE R10	ECE R10





# EYE-CATCHING EFFECTS

All tail lights in this series are E-approved and comes with a dynamic indicator. The feature means that the diodes lights up, one after the other, which gives an eye-catching appearance to your vehicle. The tail lights also have an indirect, soft light with neon-like effect.

The tail lights come with five functions – one is for the truck, it is universal and can be mounted on both the right and the left side. Two models are for trailers, one for right mounting and one for left mounting.



Part No. 800539  
**TAIL LIGHT 5 FUNCTIONS** LED UNIVERSAL

Voltage	12-24V DC	Length	306mm
Functions	Tail, brake, dynamic indicator, fog, reverse	Depth	60,6mm
IP-class	IP66/IP68	Height	133mm
Cable length	2000mm	E-approved	ECE R3, R6, R7, R23, R38
		EMC-certificate	ECE R10



Part No. 800538  
**TAIL LIGHT 5 FUNCTIONS** LED LEFT

Voltage	12-24V DC	Length	306mm
Functions	Tail, brake, dynamic indicator, fog, reverse	Depth	60,6mm
IP-class	IP66/IP68	Height	133mm
Cable length	2000mm	E-approved	ECE R3, R6, R7, R23, R38
		EMC-certificate	ECE R10



Part No. 800537  
**TAIL LIGHT 5 FUNCTIONS** LED RIGHT

Voltage	12-24V DC	Length	306mm
Functions	Tail, brake, dynamic indicator, fog, reverse	Depth	60,6mm
IP-class	IP66/IP68	Height	133mm
Cable length	2000mm	E-approved	ECE R3, R6, R7, R23, R38
		EMC-certificate	ECE R10



Part No. 800153  
**TAIL LIGHT 3 FUNCTIONS** LED

Voltage	12-24V DC
Functions	Tail, brake, dynamic indicator
IP-class	IP68
Cable length	2000mm
Depth	38mm
CC	45mm
Diameter	142mm
E-approved	ECE R6, R7 D
EMC-certificate	ECE R10



Part No. 800154  
**TAIL LIGHT 3 FUNCTIONS** LED

Voltage	12-24V DC
Functions	Tail, fog, reverse
IP-class	IP68
Cable length	2000mm
Depth	38mm
CC	45mm
Diameter	142mm
E-approved	ECE R7 D, R23, R38
EMC-certificate	ECE R10



Part No. 800780  
**TAIL LIGHT 5 FUNCTIONS** LED

Voltage	12-24V DC
Functions	Tail, brake, indicator, fog, reverse
IP-class	IP66/IP68
Cable length	2000mm
Length	236mm
Depth	61,5mm
Height	104mm
CC	150mm
E-approved	ECE R3, R6, R7, R23, R38
EMC-certificate	ECE R10



Part No. 800790  
**TAIL LIGHT 5 FUNCTIONS** LED

Voltage	12-24V DC
Functions	Tail, brake, dynamic indicator, fog, reverse
IP-class	IP66/IP68
Cable length	2000mm
Length	236mm
Depth	61,5mm
Height	104mm
CC	150mm
E-approved	ECE R3, R6, R7, R23, R38
EMC-certificate	ECE R10



# RED EYE – A RELIABLE CLASSIC

A modern round E-approved tail light series that comes in two models with different functions. One with three functions – tail, brake and indicator. One with fog and reverse. Recessed mounting with a chrome ring covering the mounting screws. Including 2,5 meters of cable. Like all products in our range – the series is covered by our three-year function warranty.



Part No. 800140

## RED EYE TAIL LIGHT 3 FUNCTIONS LED

Voltage	10-30V DC
Functions	Tail, brake, indicator
IP-class	IP67
Cable length	2500mm
Diameter	122mm
Diameter including chrome ring	155mm
Depth	43,2mm
CC	150mm
E-approved	ECE R6, R7
EMC-certificate	ECE R10



Part No. 800141

## RED EYE FOG/REVERSE LIGHT LED

Voltage	10-30V DC
Functions	Fog, reverse
IP-class	IP67
Cable length	2500mm
Diameter	122mm
Diameter including chrome ring	155mm
Depth	43,2mm
CC	150mm
E-approved	ECE R23, R38
EMC-certificate	ECE R10



Part No. 800268

## REVERSE LIGHT LED

Voltage	12-24V DC
Functions	Reverse
IP-class	IP66/IP68
Cable length	380mm
Length	107,4mm
Depth	23mm
Height	46,7mm
CC	90mm
E-approved	ECE R23
EMC-certificate	ECE R10



Part No. 800269

## FOG LIGHT LED

Voltage	12-24V DC
Functions	Fog
IP-class	IP66/IP68
Cable length	380mm
Length	107,4mm
Depth	23mm
Height	46,7mm
CC	90mm
E-approved	ECE R38
EMC-certificate	ECE R10



Part No. 800270

## FOG LIGHT LED

Voltage	12-24V DC
Functions	Fog
IP-class	IP66/IP68
Cable length	380mm
Length	107,4mm
Depth	23mm
Height	46,7mm
CC	90mm
E-approved	ECE R38
EMC-certificate	ECE R10




Part No. 800272

## TAIL LIGHT 3 FUNCTIONS LED

Voltage	12-24V DC
Functions	Tail, brake, indicator
IP-class	IP66/IP68
Cable length	380mm
Length	107,4mm
Depth	23mm
Height	46,7mm
CC	90mm
E-approved	ECE R6, R7
EMC-certificate	ECE R10







Part No. 800731  
**TAIL LIGHT 3 FUNCTIONS** LED



Part No. 800732  
**TAIL LIGHT 3 FUNCTIONS** LED



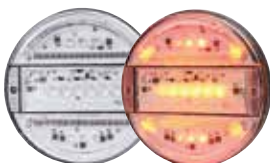
Part No. 800733  
**TAIL LIGHT 3 FUNCTIONS** LED



Part No. 800741  
**TAIL LIGHT 5 FUNCTIONS** LED



Part No. 800742  
**TAIL LIGHT 5 FUNCTIONS** LED



Part No. 800743  
**TAIL LIGHT 3 FUNCTIONS** LED



Part No. 800744  
**TAIL LIGHT 3 FUNCTIONS** LED



Part No. 800746  
**CHROME RING** FOR 800700-SERIES

PART NO.	800731	800732	800733	800741	800742	800743	800744	800746
<b>VOLTAGE</b>	12-24V DC	12-24V DC	12-24V DC	12-24V DC	12-24V DC	12-24V DC	12-24V DC	–
<b>FUNCTIONS</b>	Tail, brake, indicator	Tail, brake, indicator	Tail, brake, indicator	Tail, brake, indicator, fog, reverse	Tail, brake, indicator, fog, reverse	Tail, brake, indicator	Tail, brake, indicator	–
<b>IP-CLASS</b>	IP66/IP68	IP66/IP68	IP66/IP68	IP66/IP68	IP66/IP68	IP66/IP68	IP66/IP68	–
<b>DIAMETER</b>	140mm	140mm	140mm	140mm	140mm	140mm	140mm	140mm
<b>DEPTH</b>	25mm	25mm	25mm	25mm	25mm	25mm	25mm	–
<b>EXTENDS</b>	–	–	–	–	–	–	–	25mm
<b>CC</b>	45mm	45mm	45mm	45mm	45mm	45mm	45mm	–
<b>CABLE LENGTH</b>	2000mm	2000mm	2000mm	2000mm	2000mm	2000mm	2000mm	–
<b>E-APPROVED</b>	ECE R6, R7, R48 type D	ECE R6, R7, R48 type D	ECE R6, R7, R48 type D	ECE R6, R7, R23, R38, R48 type D	ECE R6, R7, R23, R38, R48 type D	ECE R6, R7, R48 type D	ECE R6, R7, R48 type D	–
<b>EMC-CERTIFICATE</b>	ECE R10	ECE R10	ECE R10	ECE R10	ECE R10	ECE R10	ECE R10	–





Part No. 800750  
**TAIL LIGHT 3 FUNCTIONS** LED



Part No. 800751  
**FRONT POSITION LIGHT/INDICATOR** LED



Part No. 800307V  
**TAIL LIGHT 4 FUNCTIONS** LED LEFT



Part No. 800307H  
**TAIL LIGHT 4 FUNCTIONS** LED RIGHT



**DYNAMIC  
INDICATOR**

Part No. 800962  
**DYNARC TAIL LIGHT 3 FUNCTIONS** LED LEFT



**DYNAMIC  
INDICATOR**

Part No. 800961  
**DYNARC TAIL LIGHT 3 FUNCTIONS** LED RIGHT

PART NO.	800750	800751	800307V	800307H	800962	800961
VOLTAGE	12-24V DC	12-24V DC	12-24V DC	12-24V DC	12-24V DC	12-24V DC
FUNCTIONS	Tail, brake, indicator	Position light, indicator	Tail, brake, indicator, fog	Tail, brake, indicator, reverse	Tail, brake, dynamic indicator, licence plate light	Tail, brake, dynamic indicator, licence plate light
IP-CLASS	IP66/IP68	IP66/IP68	IP66/IP68	IP66/IP68	IP67	IP67
CABLE LENGTH	2000mm	2000mm	1900mm	1900mm	500mm	300mm
LENGTH	108mm	108mm	200,5mm	200,5mm	110,2mm	110,2mm
DEPTH	58mm	58mm	41/61mm	41/61mm	40,1/55,1mm	40,1/55,1mm
HEIGHT	102mm	102mm	85mm	85mm	102,6mm	102,6mm
CC	45mm	45mm	100 mm	100 mm	55,4mm	55,4mm
E-APPROVED	ECE R4, R6, R7	ECE R6, R7	ECE R3, R6, R7, R38	ECE R3, R6, R7, R23	ECE R6, R7	ECE R6, R7
EMC-CERTIFICATE	ECE R10	ECE R10	ECE R10	ECE R10	ECE R10	ECE R10





**IZE LED TAIL LIGHTS**

Part No. 800109-800128

*More information on page 144–145*





Part No. 800323

TAIL LIGHT 3 FUNCTIONS *LED*

Voltage	12-24V DC	Depth	22mm
Functions	Tail, brake, indicator	Height	20,5mm
IP-class	IP66/IP68	CC	212mm
Cable length	2000mm	E-approved	ECE R6, R7
Length	237mm	EMC-certificate	ECE R10



Part No. 800324

TAIL LIGHT 2 FUNCTIONS *LED*

Voltage	12-24V DC	Depth	22mm
Functions	Fog, reverse	Height	20,5mm
IP-class	IP66/IP68	CC	212mm
Cable length	2500mm	E-approved	ECE R23, R38
Length	237mm	EMC-certificate	ECE R10



Part No. 800325

TAIL LIGHT 1 FUNCTION *LED*

Voltage	24V DC	Depth	30mm
Functions	Brake	Height	32mm
IP-class	IP68	CC	317,2mm
Cable length	380mm	E-approved	ECE R7
Length	333mm	EMC-certificate	ECE R10



Part No. 800325-12

TAIL LIGHT 1 FUNCTION *LED*

Voltage	12V DC	Depth	30mm
Functions	Brake	Height	32mm
IP-class	IP68	CC	317,2mm
Cable length	380mm	E-approved	ECE R7
Length	333mm	EMC-certificate	ECE R10



Part No. 800915

TAIL LIGHT 5 FUNCTIONS *LED LEFT*



Part No. 800916

TAIL LIGHT 5 FUNCTIONS *LED RIGHT*



Part No. 800398V

TAIL LIGHT 5 FUNCTIONS *LED LEFT*



Part No. 800398H

TAIL LIGHT 5 FUNCTIONS *LED RIGHT*



Part No. 800397V

TAIL LIGHT 5 FUNCTIONS *BULB LEFT*



Part No. 800397H

TAIL LIGHT 5 FUNCTIONS *BULB RIGHT*



Part No. 800514

TAIL LIGHT 4 FUNTIONS *LED UNIVERSAL*

DYNAMIC  
INDICATOR



Part No. 800515

TAIL LIGHT 5 FUNTIONS *LED UNIVERSAL*

PART NO.	800915	800916	800398V	800398H	800397V	800397H	800514	800515
VOLTAGE	12-24V DC	12-24V DC	12-24V DC	12-24V DC	12 or 24V DC	12 or 24V DC	12-24V DC	12-24V DC
FUNCTIONS	Tail, brake, fog, reverse	Tail, brake, indicator, fog, reverse	Tail, brake, indicator, fog, number plate light	Tail, brake, indicator, reverse, number plate light	Tail, brake, indicator, fog, reverse	Tail, brake, indicator, fog, reverse	Tail, brake, indicator, fog	Tail, brake, dynamic indicator, fog, reverse
IP-CLASS	IP66/IP68	IP66/IP68	IP66/IP68	IP66/IP68	IP56	IP56	IP66/IP68	IP66/IP68
CABLE LENGTH	2000mm	2000mm	1950mm	1950mm	–	–	2000mm	2000mm
LENGTH	242mm	242mm	232mm	232mm	232mm	232mm	200,5mm	200,5mm
DEPTH	58,2mm	58,2mm	59mm	59mm	59mm	59mm	82,1mm	82,1mm
HEIGHT	134mm	134mm	142mm	142mm	142mm	142mm	85,3mm	85,3mm
CC	150mm	150mm	150/56mm	150/56mm	150/56mm	150/56mm	–	–
E-APPROVED	ECE R3, R4, R6, R7, R23, R38	ECE R3, R4, R6, R7, R23,R38	ECE R3, R4, R6 R7, R23	ECE R3, R4, R6 R7, R23	ECE R3, R6, R7, R23, R38	ECE R3, R6, R7, R23, R38	ECE R3, R4, R6, R7, R38	ECE R3, R4, R6, R7, R23, R38
EMC-CERTIFICATE	ECE R10	ECE R10	ECE R10	ECE R10	ECE R10	ECE R10	ECE R10	ECE R10







Part No. CLC-888L  
TAIL LIGHT 5 FUNCTIONS *LED*



Part No. 800309V  
TAIL LIGHT 4 FUNCTIONS *LED LEFT*



Part No. 800309H  
TAIL LIGHT 3 FUNCTIONS *LED RIGHT*



Part No. 860015  
TAIL LIGHT 5 FUNCTIONS *HYBRID*



Part No. 800310  
TAIL LIGHT 3 FUNCTIONS *LED*

PART NO.	CLC-888L	800309V	800309H	860015	800310
VOLTAGE	24V DC	12-24V DC	12-24V DC	12-24V DC	12-24V DC
FUNCTIONS	Tail, brake, indicator, fog, reverse	Tail, brake, indicator, number plate light	Tail, brake, indicator	Tail, brake, indicator, reverse, fog	Tail, brake, indicator
IP-CLASS	IP67	IP66/IP68	IP66/IP68	IP56	IP66/IP68
CABLE LENGTH	400mm	2000mm	2000mm	–	2000mm
LENGTH	398mm	287,5mm	287,5mm	465mm	200mm
DEPTH	46mm	65mm	65mm	81mm	60mm
HEIGHT	128mm	100,5mm	100,5mm	130mm	70mm
CC	152mm	90mm	90mm	152mm	90/45mm
E-APPROVED	ECE R3, R6, R7, R23	ECE R3, R4, R6, R7	ECE R3, R6, R7	ECE R3, R4, R6, R7, R23, R38	ECE R6, R7
EMC-CERTIFICATE	ECE R10	ECE R10	ECE R10	ECE R10	ECE R10

Part No. 800050

TAIL LIGHT 3 FUNCTIONS *LED*

Voltage	12-24V DC	Depth	56mm
Functions	Tail, brake, indicator	Height	121mm
IP-class	IP66/IP68	CC	45mm
Cable length	2000mm	E-approved	ECE R4, R6, R7
Length	101mm	EMC-certificate	ECE R10



Part No. 800125

TAIL LIGHT 3 FUNCTIONS *LED*

Voltage	12-24V DC	Diameter	142mm
Functions	Tail, brake, indicator	CC	45mm
IP-class	IP66/IP68	E-approved	ECE R6, R7, R48 type D
Cable length	2000mm	EMC-certificate	ECE R10
Depth	50mm		



Part No. 800232

TAIL LIGHT 3 FUNCTIONS *LED*


Voltage	12-24V DC	Diameter	142mm
Functions	Tail, brake, indicator	CC	45/30mm
IP-class	IP66/IP68	E-approved	ECE R6, R7, R48 type D
Cable length	2000mm	EMC-certificate	ECE R10
Depth	78mm		



Part No. 800306-KIT

TAIL LIGHT KIT  
4 FUNCTIONS *LED LEFT + RIGHT*

Voltage	12-24V DC	Depth	38,8/60,3mm
Functions	Tail, brake, indicator, reverse	Height	144mm
IP-class	IP66/IP68	CC	63,5mm
Cable length	1850mm	E-approved	ECE R3, R6, R7, R23, R38
Length	163mm	EMC-certificate	ECE R10





DYNAMIC  
INDICATOR

Part No. 80031301  
TAIL LIGHT 5 FUNCTIONS *LED RIGHT*



DYNAMIC  
INDICATOR

Part No. 80031302  
TAIL LIGHT 5 FUNCTIONS *LED LEFT*



DYNAMIC  
INDICATOR

Part No. 80031401  
TAIL LIGHT 5 FUNCTIONS *LED RIGHT*



DYNAMIC  
INDICATOR

Part No. 80031402  
TAIL LIGHT 5 FUNCTIONS *LED LEFT*



Part No. 80031101  
TAIL LIGHT 6 FUNCTIONS *LED LEFT*



Part No. 80031102  
TAIL LIGHT 5 FUNCTIONS *LED RIGHT*



Part No. 80031201  
TAIL LIGHT 5 FUNCTIONS *LED LEFT*



Part No. 80031202  
TAIL LIGHT 5 FUNCTIONS *LED RIGHT*

PART NO.	80031301	80031302	80031401	80031402	80031101	80031102	80031201	80031202
VOLTAGE	12-24V DC	12-24V DC	12-24V DC	12-24V DC	12-24V DC	12-24V DC	12-24V DC	12-24V DC
FUNCTIONS	Tail, brake, dynamic indicator, fog, reverse	Tail, brake, dynamic indicator, fog, reverse	Tail, brake, dynamic indicator, fog, reverse	Tail, brake, dynamic indicator, fog, reverse	Tail, brake, indicator, fog, reverse, license plate light	Tail, brake, indicator, fog, reverse	Tail, brake, indicator, fog, reverse	Tail, brake, indicator, fog, reverse
IP-CLASS	IP56	IP56	IP56	IP56	IP68	IP68	IP68	IP68
CABLE LENGTH	2000mm	2000mm	2000mm	2000mm	2000mm	2000mm	2000mm	2000mm
LENGTH	350mm	350mm	350mm	350mm	350mm	350mm	350mm	350mm
DEPTH	81mm	81mm	81mm	81mm	81mm	81mm	81mm	81mm
HEIGHT	131mm	131mm	131mm	131mm	131mm	131mm	131mm	131mm
CC	150mm	150mm	150mm	150mm	150mm	150mm	150mm	150mm
E-APPROVED	ECE R3, R6, R7, R23, R38	ECE R3, R6, R7, R23, R38	ECE R3, R6, R7, R23, R38	ECE R3, R6, R7, R23, R38	ECE R3, R4, R6, R7, R23, R38	ECE R3, R6, R7, R23, R38	ECE R3, R6, R7, R23, R38	ECE R3, R6, R7, R23, R38
EMC-CERTIFICATE	ECE R10	ECE R10	ECE R10	ECE R10	ECE R10	ECE R10	ECE R10	ECE R10

Part No. 800545

TAIL LIGHT 3 FUNCTIONS *LED*

Voltage	12-24V DC
Functions	Tail, brake, dynamic indicator
IP-class	IP69K
Cable length	2000mm
Length	136,4mm
Depth	40mm
Height	91mm
CC	45mm
E-approved	ECE R6, R7, R48 type D
EMC-certificate	ECE R10



Part No. 800546

TAIL LIGHT 3 FUNCTIONS *LED*

Voltage	12-24V DC
Functions	Tail, brake, indicator
IP-class	IP69K
Cable length	2000mm
Length	136,4mm
Depth	40mm
Height	91mm
CC	45mm
E-approved	ECE R6, R7, R48 type D
EMC-certificate	ECE R10



Part No. 800547

FRONT LIGHT 3 FUNCTIONS *LED*

Voltage	12-24V DC
Functions	DRL, position light, front indicator
IP-class	IP69K
Cable length	2000mm
Length	136,4mm
Depth	40mm
Height	91mm
CC	45mm
E-approved	ECE R6, R7, R87, R48 type D
EMC-certificate	ECE R10



Part No. 800548

FRONT LIGHT 3 FUNCTIONS *LED*

Voltage	12-24V DC
Functions	DRL, position light, dynamic front indicator
IP-class	IP69K
Cable length	2000mm
Length	136,4mm
Depth	40mm
Height	91mm
CC	45mm
E-approved	ECE R6, R7, R87
EMC-certificate	ECE R10







PAGE 160-185

# SIDE MARKERS/ POSITION LIGHTS

---

Small but incredibly important. Side markers and position lights from Strands Lighting Division comes in different colors, functions and styles to fit your personal requirements. All of them are made in robust and reliable materials that guarantee your visibility. The modern and appealing design provides an effective visual upgrade to your vehicle.

ECE R65  
UNIQUE FUNCTION  
TWO IN ONE



Part No. 810136-5  
KZ SIDE MARKER/WARNING LIGHT *LED*

Voltage	12-32V DC	Length	111mm
Functions	Side marker, warning light	Depth	22mm
Pcs of LEDs	28	Height	51mm
IP-class	IP68	CC	90/50/30mm
Color lens	Amber	E-approved	ECE R65, R91
Color LED	White	EMC-certificate	ECE R10
Cable length	5000mm		

LED

12-24V

2

FUNC.

IP68

COLOR

E

Use the QR-code and check out the product video.



Part No. 810134-5  
KZ SIDE MARKER/INDICATOR *LED*

Voltage	12-24V DC	Length	111mm
Functions	Side marker, indicator	Depth	22mm
Pcs of LEDs	8	Height	51mm
IP-class	IP66/IP68	CC	90mm
Color lens	Amber	E-approved	ECE R3, R6, R91
Color LED	White	EMC-certificate	ECE R10
Cable length	5000mm		

LED

12-24V

2

FUNC.

IP66/68

COLOR

E



Part No. 810135-5  
KZ POSITION/BRAKE LIGHT *LED*

Voltage	12-24V DC	Length	111mm
Functions	Position light, brake light	Depth	22mm
Pcs of LEDs	8	Height	51mm
IP-class	IP66/IP68	CC	90mm
Color lens	Red	E-approved	ECE R3, R7
Color LED	White	EMC-certificate	ECE R10
Cable length	5000mm		

LED

12-24V

2

FUNC.

IP66/68

COLOR

E



Part No. 810130  
KZ SIDE MARKER *LED*



Part No. 810131  
KZ POSITION LIGHT *LED*



Part No. 810132  
KZ POSITION LIGHT *LED*



Part No. 820130  
KZ SIDE MARKER  
“ONE LINE” *LED*



Part No. 820131  
KZ POSITION LIGHT  
“ONE LINE” *LED*



Part No. 820132  
KZ POSITION LIGHT  
“ONE LINE” *LED*

KZ SIDE MARKER/POSITION LIGHT *LED*

E-approved and manufactured in Europe. Developed to provide the best visibility and highest safety. Combines classic design and outstanding quality.

PART NO.	810130	810131	810132	820130	820131	820132
VOLTAGE	12-24V DC	12-24V DC	12-24V DC	12-24V DC	12-24V DC	12-24V DC
FUNCTIONS	Side marker	Position light	Position light	Side marker	Position light	Position light
PCS OF LEDS	5	5	5	4	4	4
IP-CLASS	IP66/IP68	IP66/IP68	IP66/IP68	IP66/IP68	IP66/IP68	IP66/IP68
COLOR LENS	Amber	Red	Clear	Amber	Red	White
COLOR LED	White	White	White	White	White	White
CABLE LENGTH	5000mm	5000mm	5000mm	240mm	240mm	240mm
LENGTH	111mm	111mm	111mm	114,4mm	114,4mm	114,4mm
DEPTH	22mm	22mm	22mm	22,3mm	22,3mm	22,3mm
HEIGHT	51mm	51mm	51mm	54,2mm	54,2mm	54,2mm
HEIGHT INCLUDING BRACKET	76mm	76mm	76mm	76mm	76mm	76mm
CC	90/50/30mm	90/50/30mm	90/50/30mm	90/50/30mm	90/50/30mm	90/50/30mm
E-APPROVED	ECE R3, R91	ECE R3, R7	ECE R3, R7	ECE R3, R91	ECE R3, R7	ECE R3, R7
EMC-CERTIFICATE	ECE R10	ECE R10	ECE R10	ECE R10	ECE R10	ECE R10







Part No. 810023  
POSITION LIGHT *LED*



Part No. 810021  
SIDE MARKER *LED*



Part No. 810024  
POSITION LIGHT *LED*



Part No. 810022  
SIDE MARKER *LED*



Part No. 810020  
POSITION LIGHT *LED*

SIDE MARKER/POSITION LIGHT *LED*

The 810020-series is slim side markers and position lights. Fully E-approved, made in the highest quality. Available with clear or colored lens, including five meters of cable and two different gaskets for easy mounting.

PART NO.	810023	810021	810024	810022	810020
VOLTAGE	12-24V DC	12-24V DC	12-24V DC	12-24V DC	12-24V DC
FUNCTIONS	Position light	Side marker	Position light	Side marker	Position light
PCS OF LEDS	3	3	3	3	3
IP-CLASS	IP66/IP68	IP66/IP68	IP66/IP68	IP66/IP68	IP66/IP68
COLOR LENS	Clear	Clear	Clear	Amber	Red
COLOR LED	White	Amber	Red	White	White
CABLE LENGTH	5000mm	5000mm	5000mm	5000mm	5000mm
LENGTH	78,7mm	78,7mm	78,7mm	78,7mm	78,7mm
DEPTH	15mm	15mm	15mm	15mm	15mm
HEIGHT	24,7mm	24,7mm	24,7mm	24,7mm	24,7mm
CC	59mm	59mm	59mm	59mm	59mm
E-APPROVED	ECE R7	ECE R91	ECE R7	ECE R91	ECE R7
EMC-CERTIFICATE	ECE R10	ECE R10	ECE R10	ECE R10	ECE R10





Part No. 800400  
VIKING SIDE MARKER LED



Part No. 800400-2  
VIKING SIDE MARKER LED



Part No. 800401  
VIKING POSITION LIGHT LED



Part No. 800402  
VIKING POSITION LIGHT LED



Part No. 800406  
VIKING SIDE MARKER LED



Part No. 800407  
VIKING POSITION LIGHT LED



Part No. 800409  
VIKING POSITION LIGHT LED



Part No. 800408  
VIKING SIDE MARKER LED



Part No. 800410  
VIKING POSITION LIGHT LED



Part No. 800420V left  
VIKING COMPLETE RUBBER ARM LED



Part No. 800420H right  
VIKING COMPLETE RUBBER ARM LED



Part No. 800423  
VIKING COMPLETE RUBBER ARM LED



Part No. 800421  
VIKING COMPLETE RUBBER ARM LED



Part No. 800422  
VIKING COMPLETE RUBBER ARM LED



Part No. 800412 Cone  
800413 Long  
800414 Short  
VIKING RUBBER ARM



MORE STYLE OPPORTUNITES

The brightest side markers and position lights available. Viking can be used in a variety of ways for different functions and styles. Perfectly mounted with Strands compatible rubber arms – also fits into other traditional 60 mm rubber arms. Viking is now updated with Dark Knight, the world’s first all-black vehicle lighting series. The dark tinted lens brings an exclusive edge, both day and night, here to satisfy the most passionate drivers.

Discover more on page 16–17.

PART NO.	800400	800400-2	800401	800402	800406	800407	800409	800408	800410
VOLTAGE	12-24V DC	12-24V DC	12-24V DC	12-24V DC	12-24V DC	12-24V DC	12-24V DC	12-24V DC	12-24V DC
FUNCTIONS	Side marker	Side marker	Position light	Position light	Side marker	Position light	Position light	Side marker	Position light
PCS OF LEDS	5	6	6	6	6	6	6	6	6
IP-CLASS	IP66/IP68	IP66/IP68	IP66/IP68	IP66/IP68	IP66/IP68	IP66/IP68	IP66/IP68	IP66/IP68	IP66/IP68
COLOR LENS	Amber	Amber	Red	Clear	Clear	Clear	Clear smoked	Clear smoked	Clear smoked
COLOR LED	Amber	Amber	Red	White	Amber	Red	White	Amber	Red
CABLE LENGTH	5000mm	5000mm	5000mm	5000mm	5000mm	5000mm	5000mm	5000mm	5000mm
DEPTH	33mm	33mm	33mm	33mm	33mm	33mm	33mm	33mm	33mm
DIAMETER	70mm	70mm	70mm	70mm	70mm	70mm	70mm	70mm	70mm
E-APPROVED	ECE R91	ECE R91	ECE R7	ECE R7	ECE R91	ECE R7	ECE R7	ECE R91	ECE R7
EMC-CERTIFICATE	ECE R10	ECE R10	ECE R10	ECE R10	ECE R10	ECE R10	ECE R10	ECE R10	ECE R10

PART NO.	800420V	800420H	800423	800421	800422
VOLTAGE	12-24V DC	12-24V DC	12-24V DC	12-24V DC	12-24V DC
FUNCTIONS	Position light	Position light	Position light	Side marker	Side marker
PCS OF LEDS	2x6	2x6	2x6	6	6
IP-CLASS	IP68	IP68	IP68	IP68	IP68
COLOR LENS	Red, clear	Red, clear	Red, clear	Amber	Amber
COLOR LED	White	White	White	White	White
CONNECTION	DT	DT	DT	DT	DT
CABLE LENGTH	300mm	300mm	150mm	1500mm	400mm
LENGTH	191mm	191mm	108mm	87mm	87mm
DEPTH	79mm	79mm	79mm	50mm	50mm
HEIGHT	166mm	166mm	98mm	78mm	78mm
E-APPROVED	ECE R7	ECE R7	ECE R7	ECE R91	ECE R91
EMC-CERTIFICATE	ECE R10	ECE R10	ECE R10	ECE R10	ECE R10



www.strands.se  
www.strandseurope.com



www.strands.se  
www.strandseurope.com





Part No. 800340  
SIDE MARKER *SLIM LED*



Part No. 800341  
POSITION LIGHT *SLIM LED*



Part No. 800342  
POSITION LIGHT *SLIM LED*



Part No. 800343  
SIDE MARKER *SLIM LED*



Part No. 800344  
POSITION LIGHT *SLIM LED*



Part No. 800345  
POSITION LIGHT *SLIM LED*



Part No. 800346  
SIDE MARKER *SLIM LED*



Part No. 800347  
POSITION LIGHT *SLIM LED*



Part No. 800348  
POSITION LIGHT *SLIM LED*

PART NO.	800340	800341	800342	800343	800344	800345	800346	800347	800348
VOLTAGE	12-24V DC	12-24V DC	12-24V DC	12-24V DC	12-24V DC	12-24V DC	12-24V DC	12-24V DC	12-24V DC
FUNCTIONS	Side marker	Position light	Position light	Side marker	Position light	Position light	Side marker	Position light	Position light
PCS OF LEDS	3	3	3	12	12	12	9	9	9
IP-CLASS	IP66/IP68	IP66/IP68	IP66/IP68	IP66/IP68	IP66/IP68	IP66/IP68	IP66/IP68	IP66/IP68	IP66/IP68
COLOR LENS	Amber	Red	Clear	Amber	Red	Clear	Amber	Red	Clear
COLOR LED	White	White	White	White	White	White	White	White	White
CABLE LENGTH	230mm	230mm	230mm	230mm	230mm	230mm	390mm	390mm	390mm
LENGTH	83,8mm	83,8mm	83,8mm	83,8mm	83,8mm	83,8mm	238mm	238mm	238mm
DEPTH	10,4mm	10,4mm	10,4mm	10,4mm	10,4mm	10,4mm	10,4mm	10,4mm	10,4mm
HEIGHT	24,2mm	24,2mm	24,2mm	24,2mm	24,2mm	24,2mm	20,6mm	20,6mm	20,6mm
CC	61mm	61mm	61mm	61mm	61mm	61mm	213,4mm	213,4mm	213,4mm
E-APPROVED	ECE R91	ECE R7	ECE R7	ECE R91	ECE R7	ECE R7	ECE R91	ECE R7	ECE R7
EMC-CERTIFICATE	ECE R10	ECE R10	ECE R10	ECE R10	ECE R10	ECE R10	ECE R10	ECE R10	ECE R10



Part No. 800332  
SIDE MARKER *SLIM LED*



Part No. 800331  
POSITION LIGHT *SLIM LED*



Part No. 800330  
POSITION LIGHT *SLIM LED*



Part No. 800334  
INDICATOR *SLIM LED*



Part No. 800333  
POSITION LIGHT *SLIM LED*



Part No. 800335  
TAIL-/ BRAKE LIGHT *SLIM LED*

EXCLUSIVELY DARK NEWS

More options, more style – here to satisfy the most passionate drivers. This slim lighting family are now being expanded with Dark Knight, the world's first all-black vehicle lighting series. Dark tinted lenses, dark high-end materials and components. The stylish, modern design and the low profile make the lamp suitable for all types of vehicles. A dark look with an exclusive edge, both day and night.

Discover more on page 18–19.

PART NO.	800332	800331	800330	800334	800333	800335
VOLTAGE	12-24V DC	12-24V DC	12-24V DC	12-24V DC	12-24V DC	12-24V DC
FUNCTIONS	Side marker	Position light	Position light	Indicator	Position light	Tail- and brake light
PCS OF LEDS	3	3	3	12	9	12
IP-CLASS	IP66/IP68	IP66/IP68	IP66/IP68	IP66/IP68	IP66/IP68	IP66/IP68
COLOR LENS	Clear smoked	Clear smoked	Clear smoked	Clear smoked	Clear smoked	Clear smoked
COLOR LED	White	Red	White	Amber	Red	Red
CABLE LENGTH	1000mm	1000mm	1000mm	3000mm	3000mm	3000mm
LENGTH	84mm	84mm	84mm	238mm	238mm	238mm
DEPTH	10,4mm	10,4mm	10,4mm	10,4mm	10,4mm	10,4mm
HEIGHT	24mm	24mm	24mm	20,6mm	20,6mm	20,6mm
CC	61mm	61mm	61mm	213,4mm	213,4mm	213,4mm
E-APPROVED	ECE R91	ECE R7	ECE R7	ECE R6	ECE R7	ECE R7
EMC-CERTIFICATE	ECE R10	ECE R10	ECE R10	ECE R10	ECE R10	ECE R10



# PLUG AND PLAY



These fully E-approved position lights are available in two different variants. One with white LED and one with amber LED. Both with milk-white glass that gives the lamp a modern neon effect. Suitable for Scania 4, P, 6 & R. The lamp is installed and connected easily with click-in function and AMP-connector. Plug and play.

SUITABLE FOR  
SCANIA 4, P, G, R

Part No. 800316

## POSITION LIGHT LED

Voltage	12-24V DC	Cable length	220mm
Functions	Position light	Length	180,4mm
Pcs of LEDs	6	Depth	26/34/50mm
IP-class	IP66/68	Height	43mm
Color lens	White	E-approved	ECE R7
Color LED	White	EMC-certificate	ECE R10
Connection	AMP MCP 2.8		



SUITABLE FOR  
SCANIA 4, P, G, R



Part No. 800317

## POSITION LIGHT LED

Voltage	12-24V DC	Cable length	220mm
Functions	Position light	Length	180,4mm
Pcs of LEDs	6	Depth	26/34/50mm
IP-class	IP66/68	Height	43mm
Color lens	White	E-approved	ECE R91
Color LED	Amber	EMC-certificate	ECE R10
Connection	AMP MCP 2.8		




Part No. 800289

## SIDE MARKER WITH INDICATOR LED



Part No. 800533

## POSITION LIGHT WITH BRAKE LIGHT LED



Part No. 800290-N

## SIDE MARKER LED



Part No. 800291-N

## POSITION LIGHT LED



Part No. 800292-N

## POSITION LIGHT LED



Part No. 800196

## SIDE MARKER LED



Part No. 800195

## POSITION LIGHT LED



Part No. 800194

## POSITION LIGHT LED

PART NO.	800289	800533	800290-N	800291-N	800292-N	800196	800195	800194
VOLTAGE	12-24V DC	12-24V DC	12-24V DC	12-24V DC	12-24V DC	12-24V DC	12-24V DC	12-24V DC
FUNCTIONS	Side marker, indicator	Brake, position light	Side marker	Position light	Position light	Side marker	Position light	Position light
PCS OF LEDs	20	20	20	20	20	2	1	1
IP-CLASS	IP66/IP68	IP66/IP68	IP66/IP68	IP66/IP68	IP66/IP68	IP66/IP68	IP66/IP68	IP66/IP68
COLOR LENS	Amber	Red	Amber	Red	Clear	Amber	Red	Clear
COLOR LED	Amber	Red	White	White	White	White	White	White
CABLE LENGTH	220mm	220mm	220mm	220mm	220mm	220mm	220mm	220mm
LENGTH	114mm	114mm	114mm	114mm	114mm	113,5mm	113,5mm	113,5mm
DEPTH	25mm	25mm	25mm	25mm	25mm	26,5mm	26,5mm	26,5mm
HEIGHT	40mm	40mm	40mm	40mm	40mm	40mm	40mm	40mm
HEIGHT INCLUDING BRACKET	63mm	–	63mm	63mm	63mm	63mm	63mm	63mm
CC	50/30/75mm	75mm	30/75mm	30/75mm	30/75mm	30mm	30mm	30mm
E-APPROVED	ECE R3, R6, R91	ECE R3, R7	ECE R3, R91	ECE R3, R7	ECE R3, R7	ECE R3, R91	ECE R3, R7	ECE R3, R7
EMC-CERTIFICATE	ECE R10	ECE R10	ECE R10	ECE R10	ECE R10	ECE R10	ECE R10	ECE R10



www.strands.se  
www.strandseurope.com



www.strands.se  
www.strandseurope.com





Part No. 800400-neon  
**VIKING SIDE MARKER**  
*NEON LOOK LED*



Part No. 800401-neon  
**VIKING POSITION LIGHT**  
*NEON LOOK LED*



Part No. 800402-neon  
**VIKING POSITION LIGHT**  
*NEON LOOK LED*



Part No. 800281-neon  
**SIDE MARKER** *NEON LOOK LED*



Part No. 800285-neon  
**POSITION LIGHT** *NEON LOOK LED*



Part No. 800283-neon  
**POSITION LIGHT** *NEON LOOK LED*



Part No. 800320-neon  
**SIDE MARKER** *NEON LOOK LED*



Part No. 800321-neon  
**POSITION LIGHT** *NEON LOOK LED*



Part No. 800322-neon  
**POSITION LIGHT** *NEON LOOK LED*

PART NO.	800400-neon	800401-neon	800402-neon	800281-neon	800285-neon	800283-neon	800320-neon	800321-neon	800322-neon
VOLTAGE	12-24V DC	12-24V DC	12-24V DC	12-24V DC	12-24V DC	12-24V DC	12-24V DC	12-24V DC	12-24V DC
FUNCTIONS	Side marker	Position light	Position light	Side marker	Position light	Position light	Side marker	Position light	Position light
PCS OF LEDS	12	12	12	3	3	3	12	12	12
IP-CLASS	IP66/IP68	IP66/IP68	IP66/IP68	IP66/IP68	IP66/IP68	IP66/IP68	IP66/IP68	IP66/IP68	IP66/IP68
COLOR LENS	Amber	Red	White	Amber	Red	White	Amber	Red	White
COLOR LED	White	White	White	White	White	White	White	White	White
CABLE LENGTH	5000mm	5000mm	5000mm	220mm	220mm	220mm	380mm	380mm	380mm
LENGTH	–	–	–	84mm	84mm	84mm	237mm	237mm	237mm
DEPTH	33mm	33mm	33mm	24mm	24mm	24mm	22mm	22mm	22mm
HEIGHT	–	–	–	25mm	25mm	25mm	20,5mm	20,5mm	20,5mm
DIAMETER	70mm	70mm	70mm	–	–	–	–	–	–
CC	–	–	–	212mm	212mm	212mm	212mm	212mm	212mm
E-APPROVED	ECE R91	ECE R7	ECE R7	ECE R91	ECE R7	ECE R7	ECE R91	ECE R7	ECE R7
EMC-CERTIFICATE	ECE R10	ECE R10	ECE R10	ECE R10	ECE R10	ECE R10	ECE R10	ECE R10	ECE R10



Part No. 800320  
**SIDE MARKER LED**



Part No. 800321  
**POSITION LIGHT LED**



Part No. 800322  
**POSITION LIGHT LED**



Part No. 800259  
**SIDE MARKER LED**



Part No. 800258  
**POSITION LIGHT LED**



Part No. 800257  
**POSITION LIGHT LED**



Part No. 800281  
**SIDE MARKER LED**



Part No. 800285  
**POSITION LIGHT LED**



Part No. 800283  
**POSITION LIGHT LED**

PART NO.	800320	800321	800322	800259	800258	800257	800281	800285	800283
VOLTAGE	12-24V DC	12-24V DC	12-24V DC	12-24V DC	12-24V DC	12-24V DC	12-24V DC	12-24V DC	12-24V DC
FUNCTIONS	Side marker	Position light	Position light	Side marker	Position light	Position light	Side marker	Position light	Position light
PCS OF LEDS	9	9	9	12	12	12	3	3	3
IP-CLASS	IP66/IP68	IP66/IP68	IP66/IP68	IP66/IP68	IP66/IP68	IP66/IP68	IP66/IP68	IP66/IP68	IP66/IP68
COLOR LENS	Clear	Clear	Clear	Amber	Red	Clear	Clear	Clear	Clear
COLOR LED	Amber	Red	White	Amber	Red	White	Amber	Red	White
CABLE LENGTH	380mm	380mm	380mm	380mm	380mm	380mm	220mm	220mm	220mm
LENGTH	237mm	237mm	237mm	238mm	238mm	238mm	84mm	84mm	84mm
DEPTH	22,3mm	22,3mm	22,3mm	10,4mm	10,4mm	10,4mm	25mm	25mm	25mm
HEIGHT	20,5mm	20,5mm	20,5mm	20,6mm	20,6mm	20,6mm	24mm	24mm	24mm
CC	212mm	212mm	212mm	213,4mm	213,4mm	213,4mm	61mm	61mm	61mm
E-APPROVED	ECE R91	ECE R7	ECE R7	ECE R3, R91	ECE R3, R7	ECE R3, R7	ECE R91	ECE R7	ECE R7
EMC-CERTIFICATE	ECE R10	ECE R10	ECE R10	ECE R10	ECE R10	ECE R10	ECE R10	ECE R10	ECE R10



SUITABLE FOR  
MAN AND MERCEDES



Part No. 800506  
SIDE MARKER LED

SUITABLE FOR  
MAN AND MERCEDES



Part No. 800507  
POSITION LIGHT LED

SUITABLE FOR  
MAN AND MERCEDES



Part No. 800508  
POSITION LIGHT LED



Part No. 800278  
SIDE MARKER LED



Part No. 800280  
POSITION LIGHT LED



Part No. 800279  
POSITION LIGHT LED

CLICK-IN  
FUNCTION



Part No. 800530  
SIDE MARKER LED

CLICK-IN  
FUNCTION



Part No. 800531  
POSITION LIGHT LED

CLICK-IN  
FUNCTION



Part No. 800532  
POSITION LIGHT LED

PART NO.	800506	800507	800508	800278	800280	800279	800530	800531	800532
VOLTAGE	12-24V DC	12-24V DC	12-24V DC	12-24V DC	12-24V DC	12-24V DC	12-24V DC	12-24V DC	12-24V DC
FUNCTIONS	Side marker	Position light	Position light	Side marker	Position light	Position light	Side marker	Position light	Position light
PCS OF LEDS	4	4	4	2	1	1	18	20	18
IP-CLASS	IP66/IP68	IP66/IP68	IP66/IP68	IP66/IP68	IP66/IP68	IP66/IP68	IP66/IP68	IP66/IP68	IP66/IP68
COLOR LENS	Amber	Red	Clear	Amber	Red	Clear	Amber	Red	White
COLOR LED	White	Red	White	White	White	White	White	Red	White
CABLE LENGTH	220mm	220mm	220mm	220mm	220mm	220mm	220mm	220mm	220mm
LENGTH	110mm	110mm	110mm	72mm	72mm	72mm	124mm	124mm	124mm
DEPTH	13mm	13mm	13mm	23mm	23mm	23mm	20mm	20mm	20mm
HEIGHT	31mm	31mm	31mm	32mm	32mm	32mm	49/68,6mm	49/68,6mm	49/68,6mm
HEIGHT INCLUDING BRACKET	-	-	-	-	-	-	-	-	-
CC	82mm	82mm	82mm	58mm	58mm	58mm	-	-	-
E-APPROVED	ECE R91	ECE R7	ECE R7	ECE R91	ECE R7	ECE R7	ECE R3, R91	ECE R3, R7	ECE R3, R7
EMC-CERTIFICATE	ECE R10	ECE R10	ECE R10	ECE R10	ECE R10	ECE R10	ECE R10	ECE R10	ECE R10

NEW



Part No. 800379  
INTERIOR LIGHT LED

NEW



Part No. 800380  
INTERIOR LIGHT LED

NEW



Part No. 800377  
INTERIOR LIGHT LED

NEW



Part No. 800378  
INTERIOR LIGHT LED

NEW



Part No. 800337  
INTERIOR LIGHT LED



Part No. 800339  
INTERIOR LIGHT WITH BUTTON LED



Part No. 800338  
INTERIOR LIGHT WITH SENSOR LED

PART NO.	800379	800380	800377	800378	800337	800338	800339
VOLTAGE	12-24V DC	12-24V DC	12-24V DC	12-24V DC	12-24V DC	24V DC	24V DC
FUNCTIONS	Interior light	Interior light	Interior light	Interior light	Interior light	Interior light	Interior light
PCS OF LEDS	19	19	12	12	12	12	12
IP-CLASS	IP66/IP68	IP66/IP68	IP69K	IP69K	IP66/IP68	IP68	IP68
COLOR LENS	Clear	White	White	White	Clear	Clear	Clear
COLOR LED	White	White	White	White	White	White	White
CABLE LENGTH	400mm	400mm	400mm	400mm	380mm	390mm	390mm
LENGTH	-	-	124mm	124mm	107,4mm	238mm	238mm
DEPTH	33,95mm	33,95mm	12,5mm	12,5mm	23mm	10mm	10mm
HEIGHT	-	-	124mm	124mm	46,7mm	20,6mm	20,6mm
DIAMETER	135/152mm	135/152mm	-	-	-	-	-
CC	117mm	117mm	-	-	90mm	213mm	213mm
E-APPROVED	No	No	No	No	No	No	No
EMC-CERTIFICATE	ECE R10	ECE R10	ECE R10	ECE R10	ECE R10	ECE R10	ECE R10







**FRITSLA 9" DRIVING LIGHT LED**  
Part No. 270926  
*More information on page 34–35*





Part No. 800286  
SIDE MARKER LED



Part No. 800288  
POSITION LIGHT LED



Part No. 800287  
POSITION LIGHT LED



Part No. 800180  
SIDE MARKER LED



Part No. 800181  
POSITION LIGHT LED



Part No. 800182  
POSITION LIGHT LED



Part No. 800185  
SIDE MARKER LED



Part No. 800186  
POSITION LIGHT LED



Part No. 800187  
POSITION LIGHT LED

PART NO.	800286	800288	800287	800180	800181	800182	800185	800186	800187
VOLTAGE	12-24V DC	12-24V DC	12-24V DC	12-24V DC	12-24V DC	12-24V DC	12-24V DC	12-24V DC	12-24V DC
FUNCTIONS	Side marker	Position light	Position light	Side marker	Position light	Position light	Side marker	Position light	Position light
PCS OF LEDS	2	1	1	2	1	1	2	1	1
IP-CLASS	IP66/IP68	IP66/IP68	IP66/IP68	IP66/IP68	IP66/IP68	IP66/IP68	IP66/IP68	IP66/IP68	IP66/IP68
COLOR LENS	Amber	Red	Clear	Amber	Red	Clear	Amber	Red	Clear
COLOR LED	White	White	White	White	White	White	White	White	White
CABLE LENGTH	220mm	220mm	220mm	2500mm	2500mm	2500mm	220mm	220mm	220mm
LENGTH	65mm	65mm	65mm	130mm	130mm	130mm	111mm	111mm	111mm
WIDTH	28mm	28mm	28mm	19mm	19mm	19mm	23mm	23mm	23mm
HEIGHT	65mm	65mm	65mm	30mm	30mm	30mm	50,5mm	50,5mm	50,5mm
HEIGHT INCLUDING BRACKET	77,5mm	77,5mm	77,5mm	57mm	57mm	57mm	75,5mm	75,5mm	75,5mm
CC	30mm	30mm	30mm	30/28/50mm	30/28/50mm	30/28/50mm	30/50mm	30/50mm	30/50mm
E-APPROVED	ECE R3, R91	ECE R3, R7	ECE R3, R7	ECE R3, R91	ECE R3, R7	ECE R3, R7	ECE R3, R91	ECE R3, R7	ECE R3, R7
EMC-CERTIFICATE	ECE R10	ECE R10	ECE R10	ECE R10	ECE R10	ECE R10	ECE R10	ECE R10	ECE R10







Part No. 800183  
POSITION LIGHT *LED*



Part No. 800184  
POSITION LIGHT *LED*



Part No. 800295  
SIDE MARKER *LED*



Part No. 800294  
POSITION LIGHT *LED*



Part No. 800293  
POSITION LIGHT *LED*



Part No. 800190  
POSITION LIGHT *EYEBALL LED*



Part No. 800191  
POSITION LIGHT *EYEBALL LED*



Part No. 800188  
POSITION LIGHT *EYEBALL LED*



Part No. 800364  
SIDE MARKER/POSITION LIGHT *RUBBER ARM LED*



Part No. 800361V  
SIDE MARKER/POSITION LIGHT  
*RUBBER ARM LED LEFT*



Part No. 800361H  
SIDE MARKER/POSITION LIGHT  
*RUBBER ARM LED RIGHT*



Part No. 800362V  
SIDE MARKER/POSITION LIGHT  
*RUBBER ARM LED LEFT*



Part No. 800362H  
SIDE MARKER/POSITION LIGHT  
*RUBBER ARM LED RIGHT*

PART NO.	800183	800184	800295	800294	800293	800190	800191	800188
VOLTAGE	12-24V DC	12-24V DC	12-24V DC	12-24V DC	12-24V DC	12-24V DC	12-24V DC	12-24V DC
FUNCTIONS	Position light	Position light	Side marker	Position light	Position light	Position light	Position light	Position light
PCS OF LEDS	5	5	1	1	1	2	2	1
IP-CLASS	IP66/IP68	IP66/IP68	IP66/IP68	IP66/IP68	IP66/IP68	IP68	IP68	IP68
COLOR LENS	Clear	Clear	Clear	Clear	Clear	Clear	Clear	Clear
COLOR LED	White	Amber	Amber	Red	White	Red, white	Red, white	White
CABLE LENGTH	220mm	220mm	220mm	220mm	220mm	350mm	350mm	200mm
LENGTH	80,5mm	80,5mm	–	–	–	99,5mm	60mm	42mm
WIDTH	–	–	–	–	–	52mm	52mm	57,5mm
DEPTH	25mm	25mm	–	–	–	52mm	50,5mm	76mm
DIAMETER	–	–	29mm	29mm	29mm	44,5mm	43mm	42mm
HEIGHT	60,5mm	60,5mm	30mm	30mm	30mm	–	–	–
CC	67mm	67mm	–	–	–	32mm	50mm	50mm
MOUNTING HOLE	–	–	21mm	21mm	21mm	–	–	–
E-APPROVED	ECE R7	ECE R7	ECE R91	ECE R7	ECE R7	ECE R7	ECE R7	ECE R7
EMC-CERTIFICATE	ECE R10	ECE R10	ECE R10	ECE R10	ECE R10	ECE R10	ECE R10	ECE R10

PART NO.	800364	800361V	800361H	800362V	800362H
VOLTAGE	12-24V DC	12-24V DC	12-24V DC	12-24V DC	12-24V DC
FUNCTIONS	Side marker, position light	Side marker, position light	Side marker, position light	Side marker, position light	Side marker, position light
PCS OF LEDS	4	4	4	4	4
IP-CLASS	IP66/IP68	IP66/IP68	IP66/IP68	IP66/IP68	IP66/IP68
COLOR LENS	Clear	Clear	Clear	Clear	Clear
COLOR LED	White, amber, red	White, amber, red	White, amber, red	White, amber, red	White, amber, red
CABLE LENGTH	330mm	210mm	210mm	280mm	280mm
LENGTH	103mm	187mm	187mm	135mm	135mm
WIDTH	33mm	37mm	37mm	37mm	37mm
HEIGHT	84mm	165mm	165mm	114mm	114mm
CC	79mm	79mm	79mm	79mm	79mm
E-APPROVED	ECE R7, R91	ECE R7, R91	ECE R7, R91	ECE R7, R91	ECE R7, R91
EMC-CERTIFICATE	ECE R10	ECE R10	ECE R10	ECE R10	ECE R10





DID YOU KNOW?

It is approved to use indicators that builds out from your truck. Check out our fully E-approved rubber arms with integrated indicator, brake light and other great functions.

Part No. 800381  
SIDE MARKER/POSITION LIGHT *RUBBER ARM LED*



DYNAMIC  
INDICATOR

Part No. 800385  
SIDE MARKER/POSITION LIGHT  
*RUBBER ARM LED LEFT*



DYNAMIC  
INDICATOR

Part No. 800384  
SIDE MARKER/POSITION LIGHT  
*RUBBER ARM LED RIGHT*



Part No. 800383  
SIDE MARKER/POSITION LIGHT  
*RUBBER ARM LED LEFT*



Part No. 800382  
SIDE MARKER/POSITION LIGHT  
*RUBBER ARM LED RIGHT*

PART NO.	800381	800385	800384	800383	800382
VOLTAGE	12-24V DC	12-24V DC	12-24V DC	12-24V DC	12-24V DC
FUNCTIONS	Side marker, position light	Position, side marker, dynamic indicator	Position, side marker, dynamic indicator	Side marker, position light	Side marker, position light
PCS OF LEDS	10	24	24	10	10
IP-CLASS	IP66/68	IP66/IP68	IP66/IP68	IP66/68	IP66/68
COLOR LENS	Red, amber, white	Clear, amber	Clear, amber	Red, amber, white	Red, amber, white
COLOR LED	Red, amber, white	White, red, amber	White, red, amber	Red, amber, white	Red, amber, white
CABLE LENGTH	350mm	400mm	400mm	240mm	240mm
LENGTH	100mm	184,9mm	184,9mm	146,1mm	146,1mm
DEPTH	87mm	52mm	52mm	110,6mm	110,6mm
HEIGHT	58mm	145,5mm	145,5mm	52mm	52mm
CC	78,5mm	78,5mm	78,5mm	78,5mm	78,5mm
E-APPROVED	ECE R7, R91	ECE R6, R7, R91	ECE R6, R7, R91	ECE R7, R91	ECE R7, R91
EMC-CERTIFICATE	ECE R10	ECE R10	ECE R10	ECE R10	ECE R10



DYNAMIC  
INDICATOR

Part No. 800516  
SIDE MARKER/POSITION LIGHT  
*RUBBER ARM LED LEFT*



DYNAMIC  
INDICATOR

Part No. 800517  
SIDE MARKER/POSITION LIGHT  
*RUBBER ARM LED RIGHT*



BRAKE LIGHT  
DYNAMIC INDICATOR

Part No. 800518  
SIDE MARKER/POSITION LIGHT  
*RUBBER ARM LED LEFT*



BRAKE LIGHT  
DYNAMIC INDICATOR

Part No. 800519  
SIDE MARKER/POSITION LIGHT  
*RUBBER ARM LED RIGHT*

PART NO.	800516	800517	800518	800519
VOLTAGE	12-24V DC	12-24V DC	12-24V DC	12-24V DC
FUNCTIONS	Position, side marker, dynamic indicator	Position, side marker, dynamic indicator	Position, brake, side marker, dynamic indicator	Position, brake, side marker, dynamic indicator
PCS OF LEDS	39	39	40	40
IP-CLASS	IP66/IP68	IP66/IP68	IP66/IP68	IP66/IP68
COLOR LENS	Clear, amber	Clear, amber	Clear, amber	Clear, amber
COLOR LED	White, red, amber	White, red, amber	White, red, amber	White, red, amber
CABLE LENGTH	400mm	400mm	400mm	400mm
LENGTH	184,9mm	184,9mm	184,9mm	184,9mm
DEPTH	52mm	52mm	52mm	52mm
HEIGHT	145,5mm	145,5mm	145,5mm	145,5mm
CC	78,5mm	78,5mm	78,5mm	78,5mm
E-APPROVED	ECE R6, R7, R91	ECE R6, R7, R91	ECE R6, R7, R91	ECE R6, R7, R91
EMC-CERTIFICATE	ECE R10	ECE R10	ECE R10	ECE R10







Part No. 800372V-N  
POSITION LIGHT RUBBER ARM LED LEFT



Part No. 800372H-N  
POSITION LIGHT RUBBER ARM LED RIGHT



Part No. 800359  
SIDE MARKER/POSITION LIGHT RUBBER ARM LED



Part No. 800370-1  
POSITION LIGHT LED



Part No. 800370-N  
POSITION LIGHT LED



Part No. 800373-N  
POSITION LIGHT LED



Part No. 800357V  
SIDE MARKER/POSITION LIGHT RUBBER ARM LED LEFT



Part No. 800357H  
SIDE MARKER/POSITION LIGHT RUBBER ARM LED RIGHT



Part No. 800374-N  
SIDE MARKER LED



Part No. 800375-N  
POSITION LIGHT LED



Part No. 800376-N  
POSITION LIGHT LED



Part No. 800363V  
SIDE MARKER/POSITION LIGHT RUBBER ARM LED LEFT



Part No. 800363H  
SIDE MARKER/POSITION LIGHT RUBBER ARM LED RIGHT

PART NO.	800372V-N	800372H-N	800370-1	800370-N	800373-N	800374-N	800375-N	800376-N
VOLTAGE	12-24V DC	12-24V DC	12-24V DC	12-24V DC	12-24V DC	12-24V DC	12-24V DC	12-24V DC
FUNCTIONS	Position light	Position light	Position light	Position light	Position light	Side marker	Position light	Position light
PCS OF LEDS	18	18	18	18	18	9	9	9
IP-CLASS	IP66/IP68	IP66/IP68	IP66/IP68	IP66/IP68	IP66/IP68	IP66/IP68	IP66/IP68	IP66/IP68
COLOR LENS	Clear	Clear	White, red	Clear	Clear	Clear	Clear	Clear
COLOR LED	White, red	White, red	White	White, red	White, red	Amber	White	Red
CABLE LENGTH	180mm	180mm	350mm	330mm	360mm	220mm	220mm	220mm
LENGTH	49,5mm	49,5mm	41,2mm	49mm	48,6mm	80,5mm	80,5mm	80,5mm
DEPTH	180mm	180mm	69,5mm	78mm	117mm	25mm	25mm	25mm
HEIGHT	157,6mm	157,6mm	75mm	97mm	60mm	60,5mm	60,5mm	60,5mm
CC	75mm	75mm	60mm	85mm	32mm	67mm	67mm	67mm
E-APPROVED	ECE R7	ECE R7	ECE R7	ECE R7	ECE R7	ECE R91	ECE R7	ECE R7
EMC-CERTIFICATE	ECE R10	ECE R10	ECE R10	ECE R10	ECE R10	ECE R10	ECE R10	ECE R10

PART NO.	800359	800357V	800357H	800363V	800363H
VOLTAGE	12-24V DC	12-24V DC	12-24V DC	12-24V DC	12-24V DC
FUNCTIONS	Side marker, position light	Side marker, position light	Side marker, position light	Side marker, position light	Side marker, position light
PCS OF LEDS	9	9	9	9	9
IP-CLASS	IP68	IP68	IP68	IP68	IP68
COLOR LENS	White, amber, red	White, amber, red	White, amber, red	White, amber, red	White, amber, red
COLOR LED	White	White	White	White	White
CABLE LENGTH	340mm	200mm	200mm	340mm	340mm
LENGTH	–	189mm	189mm	134mm	134mm
WIDTH	100mm	55mm	55mm	55mm	55mm
HEIGHT	140mm	140mm	140mm	108 mm	108 mm
DIAMETER	54,1mm	54,1mm	54,1mm	54,1mm	54,1mm
CC	78,5mm	78,5mm	78,5mm	78,5mm	78,5mm
E-APPROVED	ECE R7, R91	ECE R7, R91	ECE R7, R91	ECE R7, R91	ECE R7, R91
EMC-CERTIFICATE	ECE R10	ECE R10	ECE R10	ECE R10	ECE R10





Part No. 800982  
LICENCE PLATE LIGHT *LED*



Part No. 800033  
LICENCE PLATE LIGHT *LED*



Part No. 800029  
LICENCE PLATE LIGHT *LED*



Part No. 800030  
LICENCE PLATE LIGHT *BULB*



Part No. 800031  
LICENCE PLATE LIGHT *LED*



Part No. 800031-S  
LICENCE PLATE LIGHT *LED*



Part No. 800032  
LICENCE PLATE LIGHT *LED*



Part No. 800032-S  
LICENCE PLATE LIGHT *LED*

PART NO.	800982	800033	800029	800030	800031	800031-S	800032	800032-S
VOLTAGE	12-24V DC	24V DC	12-24V DC	12-24V DC	12-24V DC	12-24V DC	12-24V DC	12-24V DC
FUNCTIONS	Licence plate light	Licence plate light	Licence plate light, position light	Licence plate light, position light	Licence plate light, position light	Licence plate light	Licence plate light, position light	Licence plate light
PCS OF LEDS	2	5	3	1	3	2	4	2
IP-CLASS	IP66/IP68	IP68	IP68	IP54	IP68	IP68	IP68	IP68
COLOR LENS	Clear	Clear	Clear, red	Clear, red	Clear, red	Clear, black	Clear, red	Clear, black
COLOR LED	White	White	White	White	White	White	White	White
CABLE LENGTH	240mm	2500mm	170mm	–	130mm	130mm	200mm	200mm
LENGTH	80mm	110mm	101mm	109mm	109mm	109mm	82mm	82mm
DEPTH	10mm	48,22mm	59mm	61mm	61mm	61mm	31mm	31mm
HEIGHT	30mm	45mm	60mm	55mm	55mm	55mm	39mm	39mm
CC	65mm	90mm	70mm	86mm	85,5mm	85,5mm	44mm	44mm
E-APPROVED	ECE R4	ECE R4	ECE R4, R7	ECE R4, R7	ECE R4, R7	ECE R4	ECE R4, R7	ECE R4
EMC-CERTIFICATE	ECE R10	ECE R10	ECE R10	ECE R10	ECE R10	ECE R10	ECE R10	ECE R10







Part No. 270112  
LED FOG LAMP



Part No. 270312  
LED FOG LAMP



Part No. 270712  
LED FOG LAMP



Part No. 271000  
LED LIGHT BULB CANBUS



Part No. 271001  
LED LAMP BULB CANBUS



Part No. 271002  
LED LIGHT BULB



Part No. 271009  
LED LIGHT BULB



Part No. 271112  
LED FOG LAMP BULB



Part No. 271412  
LED FOG LAMP BULB



Part No. 272212  
LED LIGHT BULB



Part No. 272212A, 272212C, 272212R  
LED LIGHT BULB CANBUS



Part No. 273612  
LED FESTOON BULB



Part No. 273912  
LED FESTOON BULB




Part No. 274212  
LED FESTOON BULB

PART NO.	270112	270312	270712	271000	271001	271002	271009
TYPE	LED fog lamp	LED fog lamp	LED fog lamp	LED lamp bulb canbus	LED lamp bulb canbus	LED light bulb	LED light bulb
VOLTAGE	12V DC	12V DC	12V DC	12V DC	12V DC	12V DC	12V DC
SOCKET	H1	H3	H7	T10	T10	T10	BA9S
UNIT	Pair	Pair	Pair	Pair	Pair	Pair	Pair

PART NO.	271112	271412	272212	272212A	272212C	272212R	273612	273912	274212
TYPE	LED fog lamp bulb	LED fog lamp bulb	LED light bulb	LED light bulb canbus   amber	LED light bulb canbus   white	LED light bulb canbus   red	Festoon bulb	Festoon bulb	Festoon bulb
VOLTAGE	12V DC	12V DC	12V DC	12V DC	12V DC	12V DC	12V DC	12V DC	12V DC
SOCKET	H11	HB4	BA15s	BA15s	BA15s	BA15s	36mm	39mm	42mm
UNIT	Pair	Pair	Pcs	Pair	Pair	Pair	Pair	Pair	Pair



Part No. 810637  
REFLECTOR  
Measurments: 143x125mm | With screw holes | CC: 70mm |  
E-approved according to regulation: ECE R3



Part No. 810638  
REFLECTOR  
Measurments: 135x155mm | Screws on the backside | CC: 70mm |  
E-approved according to regulation: ECE R3




Part No. 810659-4 *white* 810660-4 *red* 810661-4 *amber*  
REFLECTOR  
Measurments: 96x42mm | With tape | CC: 70mm | E-approved  
according to regulation: ECE R3 | Packed in 4 pcs/pack



Part No. 810656-4 *white* 810657-4 *red* 810658-4 *amber*  
REFLECTOR  
Measurments: 96x42mm | With 5,2mm screw holes | CC: 70mm |  
E-approved according to regulation: ECE R3 | Packed in 4 pcs/pack



Part No. 810650-4 *white* 810651-4 *red* 810652-4 *amber*  
REFLECTOR  
Diameter: 60mm | With 5,2mm screw holes | Packed in 4 pcs/pack |  
E-approved according to regulation: ECE R3



Part No. 810653-4 *white* 810654-4 *red* 810655-4 *amber*  
REFLECTOR  
Diameter: 60mm | With tape | Packed in 4 pcs/pack |  
E-approved according to regulation: ECE R3



Part No. 810621-4 *white* 810620-4 *red* 810622-4 *amber*  
REFLECTOR  
Diameter: 85/74mm | With M6 screw | Packed in 4 pcs/pack |  
E-approved according to regulation: ECE R3



Part No. 810639-4 *white* 810640-4 *red* 810641-4 *amber*  
REFLECTOR  
Measurements: 105x51mm | With tape | Packed in 4 pcs/pack |  
E-approved according to regulation: ECE R3



MEET THE NEW  
LIGHTING PASSION

THE SIBERIA SERIES, CRAFTED TO CREATE AN ICONIC  
LOOK AND A PREMIUM LIGHT PERFORMANCE.



The Siberia series. See and feel the difference. Passion in every detail – bold and breathtaking design, massive light output. Rest your eyes on the dual position light and choose which color that suits your personal style. Create unique combinations that revolutionizes the look of your vehicle and the enjoyment of driving.



CONNECT WITH  
STRANDS ONLINE

Make sure to follow Strands online to keep up-to-date with news, photos, videos and much more. Join our conversations and engage with our team. Do not forget to leave a comment, we want to get to know you. Share your Strands photos and use hashtag #strandslightingdivision.



**INSTAGRAM.** Follow us at @strandslightingdivision. Inspiration, news and sneak peeks behind the scenes.



**FACEBOOK.** Like Strands Lighting Division. Engage in discussions and be the first to know about product news.



**YOUTUBE.** Stay up to date with the latest news. Subscribe to our Youtube channel with the QR-code above.



**WEBSITE.** Visit [www.strands.se](http://www.strands.se) for detailed information about our products and find your local retailers, stores and online.



## INSPIRED BY PASSION

All day and every day in our passion-wear. Inspired by professional drivers and their passion for work. Brought to life with a balance of Strands graphics and high-quality materials. An exclusive line including t-shirts, sweatshirts, jackets, sunglasses and caps. Find all your faves at [strands.se](https://strands.se).

The perfect black t-shirt. Discreet Strands logo in black, printed on the front. Tagline "Feel the passion" on the sleeve. 100% ring-spun, combed cotton.





**CAR & TRUCK CARE NEDERLAND B.V.**

Industrieterrein 27 – 5981 NK Panningen – Nederland  
Tel. 0031 (0) 773073690  
[www.ctcnl.nl](http://www.ctcnl.nl) | [info@ctcnl.nl](mailto:info@ctcnl.nl)

